



# Bugle School

Aspire Academy Trust






PSHE Curriculum



# PSHE Curriculum



















<b>PSHE Overview.....</b>	<b>3</b>
<b>Assembly Overview.....</b>	<b>5</b>
<b>PSHE Content – Reception.....</b>	<b>6</b>
<b>PSHE Content – Year 1.....</b>	<b>12</b>
<b>PSHE Content – Year 2.....</b>	<b>18</b>
<b>PSHE Content – Year 3.....</b>	<b>24</b>
<b>PSHE Content – Year 4.....</b>	<b>30</b>
<b>PSHE Content – Year 5.....</b>	<b>36</b>
<b>PSHE Content – Year 6.....</b>	<b>42</b>
<b>Assembly Content.....</b>	<b>48</b>
<b>E-Safety Assembly topics</b>	

# PSHE Overview

	Autumn Term		Spring Term		Summer Term	
	Being me in my world	Celebrating differences	Dreams and goals	Healthy Me	Relationships	Changing me
<b>Reception</b> 	Create a learning charter. Learning about what it's like to be at school and how to behave.	Celebrating me and what I am good at. Making friends and knowing how to stand up for myself.	Knowing what a challenge is. Setting a goal. Helping others overcome obstacles. Achieving my goals.	Understanding bodies need to exercise, rest, eat healthily, sleep and keep clean. To understand what a stranger is.	Me and my family. Making friends. Falling out and bullying. Being the best possible friend to others.	Respecting my body. Knowing we all grown from babies to adults. Worries and fears about moving to year 1. Celebrating Yr R.
<b>Year 1</b> 	Create a learning charter. Learning about our rights, responsibilities and the consequences to our actions	Finding similarities and differences between myself and others. Understanding and explaining bullying. Making new friends.	Setting a goal. Steps to achieving the goal. Working with a partner to overcome the obstacles. Celebrating my success.	To know the difference between healthy and unhealthy. To make good health choices. Understand germs and medicines. Road safety.	Understanding families. Making friends. Greeting others. People who help us. Being a good friend.	Life cycles. Explain how my body have changed/stayed the same. Understand how boys and girls are different – including body parts. Explain changes in their life.
<b>Year 2</b> 	Create a learning charter. Talk about our hopes and fears for the year, as well as how we behave and the rewards and consequences of our actions.	Understanding the similarities and differences between boys and girls. Knowing why bullying happens and standing up for myself. Gender diversity.	Learning my strengths and weaknesses. Understanding how to work as part of a group. Sharing success with others.	Making health choices. To know how to relax and what stress is. Understand medicines and use them safely. To sort foods into groups and know the purpose of each group.	Know the relationships with different family members. Keeping safe – exploring physical contact. Friends and conflict. Secrets. Trust and appreciation.	Life cycles – nature. Natural process of growing old. Explain how the body has changed since a baby. Explain the physical differences between boys and girls. Understand acceptable touch.

<b>Year 3</b> 	Getting to know each other by creating our dream and nightmare school. Discuss how we behave and the rewards and consequences of school.	Understanding families and overcoming conflicts. Supporting others that have faced bullying. Know words that harm and how to receive compliments.	Setting my dreams and ambitions. Choosing the best way to overcome a challenge. Recognising the obstacle and find the best way to achieve.	Understand the effects of exercise on the body. Understand what a drug is. Identify what is safe and unsafe. To know what to do in the event of an emergency.	Family roles and responsibilities. Friendships. Keeping myself safe online. Being a global citizen. Express appreciation to family and friends.	Understand how babies grow. Know the develop in the female uterus. Outside and inside body changes. Investigate family stereotypes. Looking ahead, what are we looking forwards to?
<b>Year 4</b> 	Becoming a class team and being a responsible school citizen. Discussing how we behave in school and the consequences of our actions.	Judging other by their appearance. Understanding good and bad influences. Knowing what to do when others are being bullied. Celebrating what is special about me.	Hopes and dreams. What happens when dreams are broken. Overcoming disappointment. Creating new dreams.	Understand how friendship groups are formed and their dynamics. To know facts and effects of smoking and alcohol. To understand the impacts of peer pressure.	Jealousy. Love and loss. Memories. Getting on and falling out. Girlfriends and boyfriends. Know how to show love an appreciation to animals and humans.	Understanding my uniqueness. Know and label the internal and external boy parts. Know the cycle of girl's puberty. Accepting change.
<b>Year 5</b> 	Goals for the year, become a responsible citizen of the country and my responsibilities.	Understanding different cultural differences can cause conflict. Exploring racism. Comparing their experiences with others in the world.	When I grow up. Investigating jobs and careers. What is my dream job? How do dreams and goals differ by culture?	Risks and effects of smoking and alcohol on the body. Use basic emergency aid. Understand body image and the effects it can have.	Understanding me. Safety in the online community. Online gaming – the rights and responsibilities. My relationship with screen time.	Self-body image. Puberty for girls/boys. Conception and the use of IVF. Changes as I become a teenager.
<b>Year 6</b> 	My year ahead, being a global citizen and creating our own learning charter.	Accepting that everyone is different. Understanding why people bully others. Celebrate difference.	Set personal goals and know the steps to success. Help making a difference in the wider community.	Taking responsibility - gangs, drugs, exploitation and the impacts of mental and emotional health.	What is mental health? Love and loss – stages of grief. Real or fake -staying safe online. Using technology responsibly.	My body image. Puberty and the emotion changes. Understanding conception – birth. Boyfriends and girlfriends. Self esteem.

# Assembly Overview

	Autumn Term		Spring Term		Summer Term	
	Autumn 1	Autumn 2	Spring 1	Spring 2	Summer 1	Summer 2
	Values and choices	Developing the self	Inspirational individuals	Health and safety	Interacting with others	British values
Jigsaw	Title: Being Me in My World - Song: Together As One	Title: Celebrating Difference - Song: There's a Place	Title: Dreams and Goals - Song: For Me	Title: Healthy Me - Song: Make a Good Decision	Title: Relationships - Song: Relationships	Title: Changing Me - Song: A New Day
KS 1	Bugle Values 	Good to be me 	Explorers and pioneers 	Healthy Lifestyles 	Friendship 	British Values 
LKS2	Bugle Values in and out of school 	Going for goals 	Inventors and Scientists 	Staying safe 	Relationships 	Democracy 
UPKS2	Role models to others - New Beginnings 	Careers 	Pioneers for justice 	Making safe choices 	Getting on and falling out 	Respect and tolerance 
Religious celebrations	Yr 2 Yom Kippur	Christmas Y4 - Hanukkah		Yr R, 2, 3, 5 Easter Yr 1 Ul Isra Wa-L- Miraj Y6 Eid-al Fitr	Yr 5 Shavuot	Yr 6 Eid-Al-Adha

# Reception – Being me in my world

## Puzzle Outcome

Help me fit together the six pieces of learning about Being Me in My World to create the Learning Charter (see Piece 6)

Weekly Celebration	Pieces	Learning Intentions	Resources
Help other to feel welcome	1. Who... Me?!	I understand how it feels to belong and that we are similar and different	Jigsaw Song sheet: 'Together As One' Decorated box and an assortment of toys (from inside and outside learning environments) Jigsaw Jenie Jigsaw Jerrie Cat
Try to make our Nursery/Pre-school community a better place	2. How am I feeling today?	I can start to recognise and manage my feelings	Jigsaw Song sheet: 'Together As One' Jigsaw Jenie 4 hoops Emotion photos Jigsaw Jerrie Cat
Think about everyone's right to learn	3. Being at School	I enjoy working with others to make school a good place to be	Assortment of toys Paper General mess Clipboards Timers Bell Police hats Jigsaw Jenie Jigsaw Jerrie Cat
Care about other people's feelings	4. Gentle hands	I understand why it is good to be kind and use gentle hands	Jigsaw Song sheet: 'Together As One' Book: 'Hands are not for hitting', by Martine Agassi, or similar themed book e.g. 'No Hitting, Henry' by Lisa Regan Jigsaw Jenie Jigsaw Jerrie Cat
Work well with others	5. Our Rights	I am starting to understand children's rights and this means we should all be allowed to learn and play	Blindfold Keys Jigsaw Jenie Jigsaw Jerrie Cat
Choose to follow the Learning Charter	6. Our Responsibilities	I am learning what being responsible means	Book: 'Dogger' by Shirley Hughes Cubes Jigsaw Jenie Jigsaw Jerrie Cat

# Reception – Celebrating differences

## Puzzle Outcome

Help me fit together the six pieces of learning about Celebrating Difference to create the Hall of Fame (see Piece 2)

Weekly Celebration	Pieces	Learning Intentions	Resources
Accept that everyone is different	1. What I am good at?	I can identify something I am good at and understand everyone is good at different things	Jigsaw Song sheet: 'There's a Place' Large box/bag Selection of objects that demonstrate things that the grown-up is good at/likes Jigsaw Jenie Jigsaw Jerrie Cat Jigsaw Chime
Include others when working and playing	2. I'm Special, I'm Me!	I understand that being different makes us all special	Book: 'Naked Trevor' by Rebecca Elliot (being comfortable with who you are) Book: 'Barry the Fish with Fingers' by Sue Henra (being different is a good thing) Book: 'It's OK to Be Different' by Todd Parr Jigsaw Jenie Large selection of catalogues, magazines, leaflets for cutting up Plain paper Scissors Glue Pencils Jigsaw Jerrie Cat Jigsaw Chime
Know how to help if someone is being bullied	3. Families	I know we are all different but the same in some ways	Jigsaw Song sheet: 'There's a Place' Large selection of pictures ranging from adults, children, families from around the world (Teachers to find more) Book: 'The Family Book' by Todd Parr Book: 'The Hueys in the New Jumper', by Oliver Jeffers: (similarities and differences amongst people) Jigsaw Jenie Jigsaw Jerrie Cat Jigsaw Chime
Try to solve problems	4. Houses and Homes	I can tell you why I think my home is special to me	Teddies Construction materials Photos of different houses from around the world (Teachers to find more) Jigsaw Jenie Jigsaw Jerrie Cat Jigsaw Chime
Try to use kind words	5. Making Friends	I can tell you how to be a kind friend	Jigsaw Song sheet: 'There's a Place' Book: 'The Dog and the Dolphin', by James Dworkin Jigsaw Jenie Jigsaw Jerrie Cat Jigsaw Chime
Know how to give and receive compliments	6. Standing Up for Yourself	I know which words to use to stand up for myself when someone says or does something unkind	Puppets or teddies Jigsaw Jenie Jigsaw Jerrie Cat Jigsaw Chime



# Reception – Dreams and goals

## Puzzle Outcome

Help me fit together the six pieces of learning about Dreams and Goals to create the Garden of Dreams and Goals (see Piece 6)

Weekly Celebration	Pieces	Learning Intentions	Resources
Stay motivated when doing something challenging	1. Challenge	I understand that if I persevere I can tackle challenges	Jigsaw Song sheet: 'For Me' Resources for challenge in 'Interest Me' Book: 'Love Monster' by Rachel Bright Book: 'Don't worry, Hugless Douglas' by David Melling Jigsaw Jenie Jigsaw Jerrie Cat Jigsaw Chime
Keep trying even when it is difficult	2. Never Giving Up	I can tell you about a time I didn't give up until I achieved my goal	Jigsaw Song sheet: 'For Me' Book: 'The Hare and The Tortoise', Aesop's Fables (available on-line) Book: 'The Jungle Run' by Tony Mitton Jigsaw Jenie Jigsaw Jerrie Cat Jigsaw Chime
Work well with a partner or in a group	3. Setting a goal	I can set a goal and work towards it	Jigsaw Song sheet: 'For Me' Jigsaw Jenie Jigsaw Jerrie Cat Jigsaw Chime Wooden bricks Paper Pencils
Have a positive attitude	4. Obstacles and Support	I can use kind words to encourage people	2 teddies/puppets Jigsaw Jenie Jigsaw Jerrie Cat Jigsaw Chime
Help others to achieve their goals	5. Flight to the Future	I understand the link between what I learn now and the job I might like to do when I'm older	Large variety of picture and word cards of different jobs done by adults (Teachers to find more) Box or bag to hold picture cards Jigsaw Jenie Jigsaw Jerrie Cat Jigsaw Chime
Are working hard to achieve their own dreams and goals	6. Footprint Awards	I can say how I feel when I achieve a goal and know what it means to feel proud	Well done certificate A special box/bag Children's goals from Piece 3 Jigsaw Jenie Jigsaw Jerrie Cat Jigsaw Chime



# Reception – Healthy Me

## Puzzle Outcome

Help me fit together the six pieces of learning about Healthy Me to create the Bedtime section of the Healthy Me Recipe Book (see Piece 4)

Weekly Celebration	Pieces	Learning Intentions	Resources
Have made a healthy choice	1. Everybody's Body	I understand that I need to exercise to keep my body healthy	Jigsaw Song sheet: 'Make a Good Decision' Jigsaw Jenie Colouring pictures Assortment of pictures of active play/sports (Teachers to find more) Jigsaw Jerrie Cat Jigsaw Chime
Have eaten a healthy, balanced diet	2. We like to move it, move it!	I understand how moving and resting are good for my body	Large space needed Calm music to assist with the cool down Small apparatus Jigsaw Jenie Jigsaw Jerrie Cat Jigsaw Chime
Have been physically active	3. Food, Glorious Food	I know which foods are healthy and not so healthy and can make healthy eating choices	An assortment of healthy food and not so healthy food (preferably real) to make a sandwich Fruit for directed activity Shopping bags/basket Food, Glorious Food song Jigsaw Jenie Jigsaw Jerrie Cat Jigsaw Chime
Have tried to keep themselves and others safe	4. Sweet Dreams	I know how to help myself go to sleep and understand why sleep is good for me	Bedtime equipment: Pyjamas, Teddy, Hot water bottle, Dressing gown, Glass of milk, Night light, Story book Chitty Chitty Bang Bang DVD (or similar example) Jigsaw Jenie Lullaby CD Large clock Jigsaw Jerrie Cat Jigsaw Chime
Know how to be a good friend and enjoy healthy friendships	5. Keeping Clean	I can wash my hands thoroughly and understand why this is important especially before I eat and after I go to the toilet	Cleaning equipment: jug of water, bowl, soap, flannel, towel Fruit/vegetables Dirt Jigsaw Jenie Jigsaw Jerrie Cat Jigsaw Chime
Know how to keep calm and deal with difficult situations	6. Stranger Danger	I know what a stranger is and how to stay safe if a stranger approaches me	Book: 'Not Everyone is Nice' (Let's Talk Book) by Ann Tedesco, or similar Book: 'Never Talk to Strangers', by Irma Joyce If possible, ask your local PCSO to come by and chat to the children about Stranger Danger. Jigsaw Jenie Jigsaw Jerrie Cat Jigsaw Chime

# Reception – Relationships

## Puzzle Outcome

Help me fit together the six pieces of learning about Relationships to create mittens for the Relationship Fiesta (see Piece 6)

Weekly Celebration	Pieces	Learning Intentions	Resources
Know how to make friends	1. My Family and Me!	I can identify some of the jobs I do in my family and how I feel like I belong	Staff photo - preferably on IWB Jigsaw Jenie Jigsaw Jerrie Cat Jigsaw Chime
Try to solve friendship problems when they occur	2. Make friends, make friends, never ever break friends! Part 1	I know how to make friends to stop myself from feeling lonely	Jigsaw Song sheet: 'RELATIONSHIP' Lonely child photo Body puzzle template Jigsaw Jenie Jigsaw Jerrie Cat Jigsaw Chime
Help others to feel part of a group	3. Make friends, make friends, never ever break friends! Part 2	I can think of ways to solve problems and stay friends	Jigsaw Song sheet: 'RELATIONSHIP' Book: 'Mabel and Me', by Sarah Warburton Book: 'George and Martha: The Complete Stories of Two Best Friends' by James Marshall (or similar) Jigsaw Jenie Jigsaw Jerrie Cat Jigsaw Chime
Show respect in how they treat others	4. Falling Out and Bullying Part 1	I am starting to understand the impact of unkind words	Jigsaw Song sheet: 'RELATIONSHIP' Sparkly box, bin and bag Assortment of phrases (positive/negative) e.g. you are brilliant, thank you very much, you are stupid, shut up, etc. Squirty cream and plate Jigsaw Jenie Jigsaw Jerrie Cat Jigsaw Chime
Know how to help themselves and others when they feel upset and hurt	5. Falling Out and Bullying Part 2	I can use Calm Me time to manage my feelings	Wall paper roll Mark-making materials YouTube (or similar) video clips of tantrums Puppets Calming music Jigsaw Jenie Jigsaw Jerrie Cat Jigsaw Chime
Know and show what makes a good relationship	6. Being the best friends we can be	I know how to be a good friend	You've Got A Friend In Me' by Randy Newman (Toy Story song) 'True Friends' song by Miley Cyrus (Hannah Montana) 'That's what friends are for' (Fox and Hounds song) Pictures of friends from TV/movies e.g. Woody and Buzz but separate so that children can match (Teachers to find) Jigsaw Jenie Jigsaw Jerrie Cat Jigsaw Chime

# Reception – Changing Me

## Puzzle Outcome

Help me fit together the six pieces of learning about Changing Me to create the Tree of Change (see Piece 2)

Weekly Celebration	Pieces	Learning Intentions	Resources
Understand that everyone is unique and special	1. My Body	I can name parts of the body	Large paper big enough to fit the outline of a child on Post-its or labels of body parts Book: 'Look Inside Your Body' by Louie Stowell Jigsaw Jenie Jigsaw Jerrie Cat Jigsaw Chime
Can express how they feel when change happens	2. Respecting My Body	I can tell you some things I can do and foods I can eat to be healthy	Jigsaw Song sheet: 'Make a Good Decision' Selection of pictures that show healthy/less healthy activities/food 2 containers/hoops for sorting Magazines/food leaflets for child-initiated Paper Jigsaw Jenie Jigsaw Jerrie Cat Jigsaw Chime
Understand and respect the changes that they see in themselves	3. Growing Up	I understand that we all grow from babies to adults	Jigsaw Song sheet: 'A New Day' Book: 'Tell Me What It's Like To Be Big', by Joyce Dunbar Book: 'I Wonder Why Kangaroos Have Pouches', by Jenny Wood Picture cards showing different developmental stages of life ranging from baby to elderly (Teachers to find more) Jigsaw Jenie Jigsaw Jerrie Cat Jigsaw Chime
Understand and respect the changes that they see in other people	4. Fun and Fears Part 1	I can express how I feel about moving to Year 1	Jigsaw Song sheet: 'A New Day' Book: 'The Huge Bag of Worries' by Virginia Ironside Book: 'I Wonder Why Kangaroos Have Pouches', by Jenny Wood Book: 'The Very Hungry Caterpillar', by Eric Carle Box or bag for worries/looking forward to ideas Jigsaw Jenie Jigsaw Jerrie Cat Jigsaw Chime
Know who to ask for help if they are worried about change	5. Fun and Fears Part 2	I can talk about my worries and/or the things I am looking forward to about being in Year 1	Jigsaw Jenie Music Jigsaw Jerrie Cat Jigsaw Chime
Are looking forward to change	6. Celebration	I can share my memories of the best bits of this year in Reception	Paper A special box Jigsaw Jenie Jigsaw Jerrie Cat Jigsaw Chime

# Year 1 – Being me in my world

## Puzzle Outcome

The whole-school Learning Charter is the Puzzle Outcome for this Puzzle.

Weekly Celebration	Piece	PSHE learning intention	Social and emotional development learning intention	Resources
Help others to feel welcome	1. Special and Safe	I know how to use my Jigsaw Journal	I feel special and safe in my class	Jigsaw Charter, Jigsaw Chime, 'Calm' pictures, 'Calm Me' script, Jigsaw Jack, Jigsaw Jack's letter, 'Safe' pictures, Jigsaw Journals, My Jigsaw Learning, Jigsaw Jerrie Cat.
Try to make our school community a better place	2. My Class	I understand the rights and responsibilities as a member of my class	I know that I belong to my class	Jigsaw Charter, Jigsaw Chime, 'Calm' pictures, 'Calm Me' script, Jigsaw Jack, 'I am special' song sheet, picture of a class learning well, Jigsaw Journals, My Jigsaw Learning, Jigsaw Jerrie Cat.
Think about everyone's right to learn	3. Rights and Responsibilities	I understand the rights and responsibilities for being a member of my class	I know how to make my class a safe place for everybody to learn	Jigsaw Charter, Jigsaw Chime, 'Calm' pictures, 'Calm Me' script, Jigsaw Jack, rights/responsibility pictures, Jigsaw Journals, My Jigsaw Learning, Jigsaw Jerrie Cat.
Care about other people's feelings	4. Rewards and Feeling Proud	I know my views are valued and can contribute to the Learning Charter	I recognise how it feels to be proud of an achievement	Jigsaw Charter, Jigsaw Chime, 'Calm' pictures, 'Calm Me' script, colour cards, treasure chest, proud face pictures, I feel proud of you ticket, Jigsaw Journals, My Jigsaw Learning, Jigsaw Jerrie Cat.
Work well with others	5. Consequences	I can recognise the choices I make and understand the consequences	I recognise the range of feelings when I face certain consequences	Jigsaw Charter, Jigsaw Chime, 'Calm Me' script, Jigsaw Jack, scenario picture PowerPoint, flipchart with rights/responsibility pictures from Piece 3, Jigsaw Journals, My Jigsaw Learning, Jigsaw Jerrie Cat.
Choose to follow the Learning Charter ★	6. Owing our Learning Charter	I understand my rights and responsibilities within our Learning Charter	I understand my choices in following the Learning Charter	Jigsaw Charter, Jigsaw Chime, 'Calm' pictures, 'Calm Me' script, Jigsaw Jack, postcards made into puzzles, Jigsaw Journals, certificates, My Jigsaw Learning, flip chart for Piece 3, Jigsaw Jerrie Cat.

# Year 1 – Celebrating differences

## Puzzle Outcome

Help me fit together the six pieces of learning about Celebrating Difference to create the Hall of Fame display  
(Puzzle Outcome: Gingerbread People from Pieces 1-6)

Weekly Celebration	Pieces	PSHE learning intention	Social and emotional development learning intention	Resources
Accept that everyone is different	1. The same as...	I can identify similarities between people in my class	I can tell you some ways in which I am the same as my friends	Jigsaw Chime, 'Calm Me' script, Jigsaw Jack, Spot the similarities pictures, Set of picture cards e.g. Snap, Happy Families, Cardboard cut-out gingerbread person, T-shirt templates for gingerbread person, Jigsaw Journals, My Jigsaw Learning, Jigsaw Jerrie Cat.
Include others when working and playing	2. Different from...	I can identify differences between people in my class	I can tell you some ways I am different from my friends	Jigsaw Chime, 'Calm Me' script, Jigsaw Jack, Yes and no labels, Spot the difference pictures, Set of pair cards, Shorts templates for gingerbread people (could be trouser templates as an alternative), Jigsaw Journals, My Jigsaw Learning, Jigsaw Jerrie Cat.
Know how to help if someone is being bullied	3. What is 'bullying'?	I can tell you what bullying is	I understand how being bullied might feel	Jigsaw Chime, 'Calm Me' script, Jigsaw Jack, Bully pictures, Bullying pictures, Hat templates, Jigsaw Journals, My Jigsaw Learning, Jigsaw Jerrie Cat.
Try to solve problems	4. What do I do about bullying?	I know some people who I could talk to if I was feeling unhappy or being bullied	I can be kind to children who are bullied	Jigsaw Chime, 'Calm Me' script, Puzzle Song sheet: 'Playground Blues', Jigsaw Jack, Shoes template, Jigsaw Journals, My Jigsaw Learning, Jigsaw Jerrie Cat.
Use kind words	5. Making new friends	I know how to make new friends	I know how it feels to make a new friend	Jigsaw Chime, 'Calm Me' script, Soft/sponge football, Jigsaw song: 'There's a Place', Jigsaw story, Friendship tokens, Friendship token template, Jigsaw Journals, My Jigsaw Learning, Jigsaw Jerrie Cat.
Know how to give and receive compliments	6. Celebrating difference; celebrating me  Assessment Opportunity ★	I can tell you some ways I am different from my friends	I understand these differences make us all special and unique	Jigsaw Chime, 'Calm Me' script, Jigsaw song: 'There's a Place', Jigsaw Jack, Celebrating Me label template (one per child), Gingerbread people, Jigsaw Journals, My Jigsaw Learning, Jigsaw Jerrie Cat.



# Year 1 – Dreams and goals

## Puzzle Outcome

Help me fit together the six pieces of learning about my dreams and goals to create Our Garden of Dreams and Goals  
(Stretchy flowers and dream wellies from Pieces 3 and 4)

Weekly Celebration	Pieces	PSHE learning intention	Social and emotional development learning intention	Resources
Stay motivated when doing something challenging	1. My Treasure Chest of Success	I can set simple goals	I can tell you about a thing I do well	Jigsaw Jack, Treasure chest filled with marbles, beads, coins, coloured stones, Jigsaw Chime, 'Calm Me' script, Success pictures, Success coin templates, Treasure chest boxes/simple boxes, Jigsaw Journals, My Jigsaw Learning, Jigsaw Jerrie Cat.
Keep trying even when it is difficult	2. Steps to Goals	I can set a goal and work out how to achieve it	I can tell you how I learn best	Jigsaw Song: 'For Me', Jigsaw Chime, 'Calm Me' script, Jam sandwich ingredients: jam, bread, butter, Jigsaw Jack, My Jigsaw Learning, Jigsaw Jerrie Cat.
Work well with a partner or in a group	3. Achieving Together Puzzle outcome: Dream wellies	I understand how to work well with a partner	I can celebrate achievement with my partner	Jigsaw Chime, 'Calm Me' script, Jigsaw Jack, Welly template, Jigsaw Journals, My Jigsaw Learning, Jigsaw Jerrie Cat.
Have a positive attitude	4. Stretchy Learning Puzzle outcome: Stretchy flowers	I can tackle a new challenge and understand this might stretch my learning	I can identify how I feel when I am faced with a new challenge	Jigsaw Chime, 'Calm Me' script, Pipe cleaners, garden sticks, paper, paint, Jigsaw Jack, My Jigsaw Learning, Jigsaw Jerrie Cat.
Help others to achieve their goals	5. Overcoming Obstacles	I can identify obstacles which make it more difficult to achieve my new challenge and can work out how to overcome them	I know how I feel when I see obstacles and how I feel when I overcome them	Jigsaw Chime, 'Calm Me' script, Jigsaw Song: 'For Me', Jigsaw story: Paulie's Journey, PowerPoint slides P Paulie's Journey, Pieces of paper for stepping stones, Jigsaw Journals, My Jigsaw Learning, Jigsaw Jerrie Cat.
Are working hard to achieve their own dreams and goals	6. Celebrating My Success Assessment Opportunity ★	I can tell you how I felt when I succeeded in a new challenge and how I celebrated it	I know how to store the feelings of success in my internal treasure chest	Jigsaw Song: 'For Me', Jigsaw Chime, 'Calm Me' script, Jigsaw Jack's treasure chest, Success pictures - from Piece 1, Treasure chest template, Jigsaw Jack, Jigsaw Journals, My Jigsaw Learning, Certificates, Jigsaw Jerrie Cat.

# Year 1 – Healthy Me

## Puzzle Outcome

Help me fit together the six pieces of learning about Healthy Me to create 'The Happy, Healthy Me Recipe Book'

Piece 6: Keeping clean and healthy

Weekly Celebration	Pieces	PSHE learning intention	Social and emotional development learning intention	Resources
Have made a healthy choice	1. Being Healthy	I understand the difference between being healthy and unhealthy, and know some ways to keep myself healthy	I feel good about myself when I make healthy choices	Jigsaw Chime, 'Calm Me' script, PowerPoint slides, Healthy Balance Sum sheet, Jigsaw Journals, My Jigsaw Learning, Jigsaw Jerrie Cat.
Have eaten a healthy, balanced diet	2. Healthy Choices	I know how to make healthy lifestyle choices	I feel good about myself when I make healthy choices	Jigsaw Chime, 'Calm Me' script, Jigsaw Jack, Jigsaw Son: 'Make a Good Decision', PowerPoint slides, Child picture template, Healthy Balance Sum sheet, Jigsaw Journals, My Jigsaw Learning, Jigsaw Jerrie Cat.
Have been physically active	3. Clean and Healthy	I know how to keep myself clean and healthy, and understand how germs cause disease/illness I know that all household products including medicines can be harmful if not used properly	I am special so I keep myself safe	Jigsaw Chime, 'Calm Me' script, Jigsaw Jack, Bag of toiletry items, e.g. toothbrush, shampoo, soap, etc., Empty bathroom and kitchen cleaning products, Pictures of household products, Jigsaw Journals, My Jigsaw Learning, Jigsaw Jerrie Cat.
Have tried to keep themselves and others safe	4. Medicine Safety	I understand that medicines can help me if I feel poorly and I know how to use them safely	I know some ways to help myself when I feel poorly	Jigsaw Chime, 'Calm Me' script, Jigsaw Jack, Empty medicine packaging, Picture cards, Jigsaw Journals, My Jigsaw Learning, Jigsaw Jerrie Cat.
Know how to be a good friend and enjoy healthy friendships	5. Road Safety	I know how to keep safe when crossing the road, and about people who can help me to stay safe	I can recognise when I feel frightened and know who to ask for help	Jigsaw Chime, 'Calm Me' script, Jigsaw Jack, PowerPoint slide: Learn to cross the road, Jigsaw Journals, My Jigsaw Learning, Jigsaw Jerrie Cat.
Know how to keep calm and deal with difficult situations	6. Happy, Healthy Me Assessment Opportunity ★ Puzzle outcome: Keeping clean and healthy	I can tell you why I think my body is amazing and can identify some ways to keep it safe and healthy	I can recognise how being healthy helps me to feel happy	Jigsaw Chime, 'Calm Me' script, Jigsaw Jack, Keeping Clean and Healthy timeline template, Jigsaw Journals, My Jigsaw Learning, Certificates, Jigsaw Jerrie Cat.



# Year 1 – Relationships

## Puzzle Outcome

Help me fit together the six pieces of learning about Relationships to create 'Our Relationship Fiesta'  
Piece 6: Balloons

Weekly Celebration	Pieces	PSHE learning intention	Social and emotional development learning intention	Resources
Know how to make friends	1. Families	I can identify the members of my family and understand that there are lots of different types of families	I know how it feels to belong to a family and care about the people who are important to me	Family game cards, Jigsaw Chime, 'Calm Me' script, 'Welcome to Planet Zarg' PowerPoint, Jigsaw Journals, My Jigsaw Learning, My Jigsaw Learning PowerPoint slide, Jigsaw Jack, Jigsaw Jerrie Cat.
Try to solve friendship problems when they occur	2. Making Friends	I can identify what being a good friend means to me	I know how to make a new friend	Music and blanket for hedgehogs game OR children's names put into a hat, Jigsaw Chime, 'Calm Me' script, Jigsaw Song: 'RELATIONSHIPS', PowerPoint slide of lonely child, Jigsaw Jack Sets of 'A Good Friend Should...' cards, one set, for each group, Jigsaw Journals, My Jigsaw Learning, Jigsaw Jerrie Cat.
Help others to feel part of a group	3. Greetings	I know appropriate ways of physical contact to greet my friends and know which ways I prefer	I can recognise which forms of physical contact are acceptable and unacceptable to me	Jigsaw Chime, 'Calm Me' script, Holding Hands Images, 'Feely bags' containing a variety of textures: e.g. fur, velvet, sandpaper, pebble, Playdoh, water snake toy, stress ball and any other suitable objects Jigsaw Jack, Jigsaw Journal, My Jigsaw Learning, Jigsaw Jerrie Cat.
Show respect in how they treat others	4. People Who Help Us	I know who can help me in my school community	I know when I need help and know how to ask for it	Jigsaw Jack, Jigsaw Chime, 'Calm Me' script, People cards, Scenario cards, Jigsaw Journals, My Jigsaw Learning, Jigsaw Jerrie Cat.
Know how to help themselves and others when they feel upset or hurt	5. Being My Own Best Friend	I can recognise my qualities as person and a friend	I know ways to praise myself	Bottle weighted with water or sand or children's names in a hat, Jigsaw Chime, 'Calm Me' script, Jigsaw Jack, PowerPoint of incredible children, 'The Incredible Me' picture frame template, My Jigsaw Learning, Jigsaw Jerrie Cat.
Know and show what makes a good relationship	6. Celebrating My Special Relationships Puzzle Outcome: Balloons Assessment Opportunity ★	I can tell you why I appreciate someone who is special to me	I can express how I feel about them	Jigsaw Chime, 'Calm Me' script, Jigsaw Jack, Balloons, Balloon label template, Sticks, Jigsaw Jack's balloon with pre-prepared label, Jigsaw Journals, My Jigsaw Learning, Certificates, Jigsaw Jerrie Cat.

# Year 1 – Changing Me

## Puzzle Outcome

Help me fit together the six pieces of learning about Changing Me to create the Tree of Change display  
Piece 5 Flowers

Weekly Celebration	Pieces	PSHE learning intention	Social and emotional development learning intention	Resources
Understand that everyone is unique and special	1. Life cycles	I am starting to understand the life cycles of animals and humans	I understand that changes happen as we grow and that this is OK	Jigsaw Jack, Find your pair cards, Jigsaw Chime, 'Calm Me' script, Jigsaw Song: A New Day, Teacher's photos:, series of photos from baby to adult, YouTube clip of frog's lifecycle (teacher to source), Life cycle cards, Jigsaw Journals, My Jigsaw Learning, Jigsaw Jerrie Cat.
Can express how they feel when change happens	2. Changing Me	I can tell you some things about me that have changed and some things about me that have stayed the same	I know that changes are OK and that sometimes they will happen whether I want them to or not	Jigsaw Chime, 'Calm Me' script, Jigsaw Jack, Life cycle cards, Paper for concertina booklets, Jigsaw Journals, My Jigsaw Learning, Jigsaw Jerrie Cat.
Understand and respect the changes that they see in themselves	3. My Changing Body	I can tell you how my body has changed since I was a baby	I understand that growing up is natural and that everybody grows at different rates	Jigsaw Chime, 'Calm Me' script, Jigsaw Song: 'A New Day', Jigsaw Jack, Baby photo of the teacher, Baby photos brought in by the children in a box, Jigsaw Journals, My Jigsaw Learning, Jigsaw Jerrie Cat.
Understand and respect the changes that they see in other people	4. Boys' and Girls' Bodies	I can identify the parts of the body that make boys different to girls and can use the correct names for these: penis, testicles, vagina, vulva, anus	I respect my body and understand which parts are private	Jigsaw Jack, Jigsaw Chime, 'Calm Me' script, Male/female animal PowerPoint, PE hoops or flipchart paper, Body parts cards, PowerPoint of body parts, Jigsaw Journals, My Jigsaw Learning, Jigsaw Jerrie Cat.
Know who to ask for help if they are worried about change	5. Learning and Growing Puzzle Outcome: Piece 5 Flowers	I understand that every time I learn something new I change a little bit	I enjoy learning new things	Jigsaw Song: 'A New Day', Jigsaw Jack, Jigsaw Chime, 'Calm Me' script, Picture cards, Flower shape and petals for flipchart, Flower templates, Jigsaw Journals, My Jigsaw Learning, Jigsaw Jerrie Cat.
Are looking forward to change	6. Coping with Changes Assessment Opportunity ★	I can tell you about changes that have happened in my life	I know some ways to cope with changes	Jigsaw Chime, 'Calm Me' script, Story and PowerPoint: 'All change for Jack', Jigsaw Jack, Bag of items for Changes Game e.g. baby item, a piece of school uniform, holiday item, name of next teacher etc., Jigsaw Journals, My Jigsaw Learning, Certificates, Jigsaw Jerrie Cat.

# Year 2 – Being Me in my world

## Puzzle Outcome

The whole-school Learning Charter is the Puzzle Outcome for this Puzzle.

Weekly Celebration	Piece	PSHE learning intention	Social and emotional development learning intention	Resources
Help others to feel welcome	1. Hopes and Fears for the Year	I can identify some of my hopes and fears for this year I know how to use my Jigsaw Journal	I recognise when I feel worried and know who to ask for help	Jigsaw Charter, Jigsaw Chime, 'Calm Me' script, Number cards, Jigsaw Jo, basket/bag, monster worries resource sheet, My Jigsaw Learning, Jigsaw Journals, Jigsaw Jerrie Cat.
Try to make our school community a better place	2. Rights and Responsibilities	I understand the rights and responsibilities for being a member of my class and school	I recognise when I feel worried and know who to ask for help	Jigsaw Charter, number cards, 'Calm Me' script, 'Calm' pictures, Jigsaw Chime, My Jigsaw Learning, Responsibility PowerPoint, Jigsaw Journal, Jigsaw Jerrie Cat.
Think about everyone's right to learn	3. Rewards and Consequences	I understand the rights and responsibilities for being a member of my class	I can help to make my class a safe and fair place	Jigsaw Charter, colour cards, Jigsaw Chime, 'Calm' pictures, 'Calm Me' script, Jigsaw Jo, Jigsaw Jo's bag of rewards, Jigsaw Song: 'Together as One', picture cards, My Jigsaw Learning, Jigsaw Journals, Jigsaw Jerrie Cat.
Care about other people's feelings	4. Rewards and Consequences	I can listen to other people and contribute my own ideas about rewards and consequences	I can help make my class a safe and fair place	Jigsaw Charter, Jigsaw Chime, 'Calm' pictures, 'Calm Me' script, 'What Might Happen?' PowerPoint, scenario picture cards, flipchart traffic light with red post-it learning behaviours from Piece 3, My Jigsaw Learning, Jigsaw Journals, Jigsaw Jerrie Cat.
Work well with others	5. Our Learning Charter	I understand how following the Learning Charter will help me and others learn	I can work cooperatively	Jigsaw Charter, Jigsaw Chime, 'Calm' pictures, 'Calm Me' script, Jigsaw Jo, art materials, Whole School Learning Charter or sample Jigsaw version, Jigsaw Jo's bag, Jigsaw pieces template, My Jigsaw Learning, Jigsaw Journals, Jigsaw Jerrie Cat.
Choose to follow the Learning Charter ★	6. Owning our Learning Charter	I can recognise the choices I make and understand the consequences	I am choosing to follow the Learning Charter	Jigsaw Charter, Jigsaw Chime, 'Calm' pictures, 'Calm Me' script, Learning Charter, Children's pictures from last week, A4 paper, My Jigsaw Learning, Jigsaw Journals, certificates, Jigsaw Jerrie Cat.

# Year 2 – Celebrating differences

## Puzzle Outcome

Help me fit together the six pieces of learning about Celebrating Difference to create the Hall of Fame display

(Trophy of Celebration Piece 6)

Weekly Celebration	Pieces	PSHE learning intention	Social and emotional development learning intention	Resources
Accept that everyone is different	1. Boys and girls	I am starting to understand that sometimes people make assumptions about boys and girls (stereotypes)	I understand some ways in which boys and girls are similar and feel good about this	Jigsaw Chime, 'Calm Me' script, Jigsaw Jo, Jigsaw Jo's bag, Four photo cards of children, Four description cards, Shield templates, Jigsaw Journals, My Jigsaw Learning, Jigsaw Jerrie Cat.
Include others when working and playing	2. Boys and girls	I am starting to understand that sometimes people make assumptions about boys and girls (stereotypes)	I understand some ways in which boys and girls are different and accept that this is OK	Jigsaw Chime, 'Calm Me' script, Duvet covers (or pictures of), Jigsaw Jo, Difference shield templates, Jigsaw Journals, My Jigsaw Learning, Jigsaw Jerrie Cat.
Know how to help if someone is being bullied	3. Why does bullying happen?	I understand that bullying is sometimes about difference	I can tell you how someone who is bullied feels I can be kind to children who are bullied	Jigsaw Chime, 'Calm Me' script, Jigsaw Song 'There's a Place', Jigsaw Jo, Scenario picture/description cards, Jigsaw Journals, My Jigsaw Learning, Jigsaw Jerrie Cat.
Try to solve problems	4. Standing up for myself and others	I can recognise what is right and wrong and know how to look after myself	I know when and how to stand up for myself and others I know how to get help if I am being bullied	Number cards, Jigsaw Chime, 'Calm Me' script, Jigsaw Song: 'There's a Place', Jigsaw Jo, Scenario picture/description cards, Paper person chain template, Jigsaw Journals, My Jigsaw Learning, Jigsaw Jerrie Cat.
Try to use kind words	5. Gender Diversity	I understand that it is OK to be different from other people and to be friends with them	I understand we shouldn't judge people if they are different. I know how it feels to be a friend and have a friend	Jigsaw Chime, 'Calm Me' script, PowerPoint story 'Billy, Bella and B', Jigsaw Friend, Birthday present template, Jigsaw Journals, My Jigsaw Learning, Jigsaw Jerrie Cat.
Know how to give and receive compliments	6. Celebrating difference and still being friends  Assessment Opportunity ★ Puzzle Outcome: Trophy of Celebration	I can tell you some ways I am different from my friends	I understand these differences make us all special and unique	Jigsaw Chime, 'Calm Me' script, Pair cards, Jigsaw Jo, 3D Trophy template, Puzzle 2 Attainment Descriptor Grid, Jigsaw Journals, My Jigsaw Learning, Puxzzle Certificate, Jigsaw Jerrie Cat.

# Year 2 – Dreams and goals

## Puzzle Outcome

Help me fit together the six pieces of learning about my dreams and goals to create Our Garden of Dreams and Goals  
(Pieces 4&5 Dream Birds)

Weekly Celebration	Pieces	PSHE learning intention	Social and emotional development learning intention	Resources
Stay motivated when doing something challenging	1. Goals to Success	I can choose a realistic goal and think about how to achieve it	I can tell you things I have achieved and say how that makes me feel	Treasure chest filled with marbles, beads, coins, coloured stones, Jigsaw Jo, Jigsaw Chime, 'Calm Me' script, Success pictures, Treasure chest template, Jigsaw Jo's Challenge PowerPoint, Jigsaw Journals, My Jigsaw Learning, Jigsaw Jerrie Cat.
Keep trying even when it is difficult	2. My Learning Strengths	I carry on trying (persevering) even when I find things difficult	I can tell you some of my strengths as a learner	Treasure chest filled with marbles, beads, coins, coloured stones, Jigsaw Chime, 'Calm Me' script, Jigsaw Song: 'For Me', Jigsaw Jo, Ladder template, Treasure chest boxes/simple boxes, Jigsaw Journals, My Jigsaw Learning, Jigsaw Jerrie Cat.
Work well with a partner or in a group	3. Learning with Others	I can recognise who I work well with and who it is more difficult for me to work with	I can tell you how working with other people helps me learn	Jigsaw Chime, 'Calm Me' script, Jigsaw Song: 'There's a Place', Book: 'The Owl and the Pussy Cat' by Edward Lear, Materials for the challenge: French numbers 1-20, Mandarin/Chinese numbers 1-10, Macarena dance moves, Card and colouring materials, Jigsaw Journals, My Jigsaw Learning, Jigsaw Jerrie Cat.
Have a positive attitude	4. A Group Challenge Puzzle Outcome: Dream Birds	I can work well in a group	I can work with others in a group to solve problems	Soft ball, Jigsaw Chime, 'Calm Me' script, Gentle music, Garden PowerPoint slides, Jigsaw Jo, Art materials/modelling materials/ paints, My Jigsaw Learning, Jigsaw Jerrie Cat.
Help others to achieve their goals	5. Continuing Our Group Challenge	I can tell you some ways I worked well with my group	I can tell you how I felt about working in my group	Soft ball, Jigsaw Chime, 'Calm Me' script, Gentle music, Garden PowerPoint slides, Jigsaw Jo, Art materials/ modelling materials/ paints, Treasure chest boxes, My Jigsaw Learning, Jigsaw Jerrie Cat.
Are working hard to achieve their own dreams and goals	6. Celebrating Our Achievement Assessment Opportunity ★	I know how to share success with other people	I can tell you how being part of a successful group feels and I can store these feelings in my internal treasure chest	Jigsaw Chime, 'Calm Me' script, Special objects, Dream birds, Treasure chest template, Jigsaw Journals, My Jigsaw Learning, Certificates, Jigsaw Jerrie Cat, Jigsaw Jo.



# Year 2 – Healthy Me

## Puzzle Outcome

Help me fit together the six pieces of learning about Healthy Me to create 'The Happy, Healthy Me Recipe Book'  
(Piece 6: Healthy Recipes)

Weekly Celebration	Pieces	PSHE learning intention	Social and emotional development learning intention	Resources
Have made a healthy choice	1. Being Healthy	I know what I need to keep my body healthy	I am motivated to make healthy lifestyle choices	Jigsaw Chime, 'Calm Me' script, Jigsaw Song: 'Make a Good Decision', Help Jigsaw Jo sheet, Jigsaw Jo, Music, Jigsaw Journals, My Jigsaw Learning, Jigsaw Jerrie Cat.
Have eaten a healthy, balanced diet	2. Being Relaxed	I can show or tell you what relaxed means and I know some things that make me feel relaxed and some that make me feel stressed	I can tell you when a feeling is weak and when a feeling is strong	Jigsaw Chime, 'Calm Me' script, PowerPoint slides, PowerPoint slides - printed copies, Jigsaw Journals, My Jigsaw Learning, Jigsaw Jerrie Cat.
Have been physically active	3. Medicine Safety	I understand how medicines work in my body and how important it is to use them safely	I feel positive about caring for my body and keeping it healthy	Jigsaw Chime, 'Calm Me' script, Bag of empty medicine packets/bottles, Jigsaw Journals, My Jigsaw Learning, Jigsaw Jerrie Cat.
Have tried to keep themselves and others safe	4. Healthy Eating	I can sort foods into the correct food groups and know which foods my body needs every day to keep me healthy	I have a healthy relationship with food and know which foods I enjoy the most	Jigsaw Chime, 'Calm Me' script, Eat Well Plate - complete, Eat Well Plate - blank, Food cards, Pictures of composite foods, Jigsaw Journals, My Jigsaw Learning, Jigsaw Jerrie Cat.
Know how to be a good friend and enjoy healthy friendships	5. Healthy Eating	I can make some healthy snacks and explain why they are good for my body	I can express how it feels to share healthy food with my friends	Jigsaw Chime, 'Calm Me' script, Jigsaw Jo, A range of healthy food choices/ snack ingredients, Basic cookery equipment, Recipe cards, Jigsaw Journals, My Jigsaw Learning, Jigsaw Jerrie Cat.
Know how to keep calm and deal with difficult situations	6. Happy, Healthy Me! Puzzle outcome: Healthy recipes Assessment Opportunity ★	I can decide which foods to eat to give my body energy	I have a healthy relationship with food and I know which foods are most nutritious for my body	Jigsaw Chime, 'Calm Me' script, Happy Healthy Me Recipe templates, Optional: large pieces of paper for life-size child body outlines, Jigsaw Journals, My Jigsaw Learning, Certificates, Jigsaw Jerrie Cat.

# Year 2 – Relationships



Weekly Celebration	Pieces	PSHE learning intention	Social and emotional development learning intention	Resources
Know how to make friends	1. Families	I can identify the different members of my family, understand my relationship with each of them and know why it is important to share and cooperate	I accept that everyone's family is different and understand that most people value their family	Jigsaw Chime, 'Calm Me' script, Families PowerPoint, Jigsaw Jo, Mixing bowl, post-it notes, wooden spoon, Happy Home recipe sheets, Jigsaw Journals, My Jigsaw Learning, Jigsaw Jemie Cat.
Try to solve friendship problems when they occur	2. Keeping Safe - exploring physical contact	I understand that there are lots of forms of physical contact within a family and that some of this is acceptable and some is not	I know which types of physical contact I like and don't like and can talk about this	Jigsaw Chime, 'Calm Me' script, PowerPoint of different types of contact, My Jigsaw Learning, Jigsaw Journals, My Jigsaw Learning, Jigsaw Jo, Jigsaw Jemie Cat.
Help others to feel part of a group	3. Friends and Conflict	I can identify some of the things that cause conflict with my friends	I can demonstrate how to use the positive problem-solving technique to resolve conflicts with my friends	Jigsaw Chime, 'Calm Me' script, PowerPoint picture of children, 'Mending Friendships' chart, printed on A3 or displayed on whiteboard, 'Mending Friendships' resource sheet, Jigsaw Journals, My Jigsaw Learning, Jigsaw Jemie Cat, Jigsaw Jo.
Show respect in how they treat others	4. Secrets	I understand that sometimes it is good to keep a secret and sometimes it is not good to keep a secret	I know how it feels to be asked to keep a secret I do not want to keep and know who to talk to about this	Jigsaw Chime, 'Calm Me' script, Wrapped gift box, Jigsaw Jo, Picture of 'good secret' and 'worry secret', Jigsaw Journals, My Jigsaw Learning, Jigsaw Jemie Cat.
Know how to help themselves and others when they feel upset or hurt	5. Trust and Appreciation	I recognise and appreciate people who can help me in my family, my school and my community	I understand how it feels to trust someone	Jigsaw Chime, 'Calm Me' script, Balloon, People cards, Flipchart paper, Jigsaw Journals, My Jigsaw Learning, Jigsaw Jo, Jigsaw Jemie Cat.
Know and show what makes a good relationship	6. Celebrating My Special Relationships Puzzle Outcome: Relationship Flag/Bunting Assessment Opportunity ★	I can express my appreciation for the people in my special relationships	I am comfortable accepting appreciation from others	Jigsaw Chime, 'Calm Me' script, Jigsaw Jo, String, Coloured paper cut into triangular flag shapes, Jigsaw Journals, Certificates, My Jigsaw Learning, Jigsaw Jemie Cat.



# Year 2 – Changing me

## Puzzle Outcome

Help me fit together the six pieces of learning about Changing Me to create the Tree of Change display  
(Pieces 2 and 6: Leaf Mobile)

Weekly Celebration	Pieces	PSHE learning intention	Social and emotional development learning intention	Resources
Understand that everyone is unique and special	1. Life Cycles in Nature	I can recognise cycles of life in nature	I understand there are some changes that are outside my control and can recognise how I feel about this	Find your pair cards, Jigsaw Jo, Jigsaw Chime, 'Calm Me' script, PowerPoint slides of seasonal changes, PowerPoint of lifecycle images, Jigsaw Journals, My Jigsaw Learning, Jigsaw Jerrie Cat.
Can express how they feel when change happens	2. Growing from Young to Old	I can tell you about the natural process of growing from young to old and understand that this is not in my control	I can identify people I respect who are older than me	Jigsaw Chime, 'Calm Me' script, Jigsaw Jo, PowerPoint - young to old, Photos from home, Card leaf templates A4 size - one per child, Jigsaw Journals, My Jigsaw Learning, Jigsaw Jerrie Cat.
Understand and respect the changes that they see in themselves	3. The Changing Me	I can recognise how my body has changed since I was a baby and where I am on the continuum from young to old	I feel proud about becoming more independent	Jigsaw Jo, Jigsaw Chime, 'Calm Me' script, Timeline labels: Baby, Toddler, Child, Teenager, Adult, A box or bag of collected items to represent different stages of growing up (see below for details), Timeline template, Jigsaw Journals, My Jigsaw Learning, Jigsaw Jerrie Cat.
Understand and respect the changes that they see in other people	4. Boys' and Girls' Bodies	I can recognise the physical differences between boys and girls, use the correct names for parts of the body (penis, anus, testicles, vagina, vulva) and appreciate that some parts of my body are private	I can tell you what I like/don't like about being a boy/girl	Jigsaw Jo, Jigsaw Chime, 'Calm Me' script, Body parts cards (2 sets so you have duplicates of some cards), A bag or laundry-type basket containing a collection of girls' and boys' clothes including underwear and swim suits, Flip chart, Jigsaw Journals, My Jigsaw Learning, Jigsaw Jerrie Cat.
Know who to ask for help if they are worried about change	5. Assertiveness	I understand there are different types of touch and can tell you which ones I like and don't like	I am confident to say what I like and don't like and can ask for help	Jigsaw Chime, 'Calm Me' script, Jigsaw Jo, Feely bag 1 (containing e.g. pebble, sandpaper, Playdoh, fur, velvet, pine cone, plastic dinosaur toy and any other suitable objects), Feely bag 2 (containing soft material like velvet, satin or silk, a soft toy) Poem: 'What about you?', Jigsaw Journals, My Jigsaw Learning, Jigsaw Jerrie Cat.
Are looking forward to change	6. Looking Ahead Assessment Opportunity ★	I can identify what I am looking forward to when I move to my next class	I can start to think about changes I will make when I am in Year 3 and know how to go about this	Jigsaw Jo, Jigsaw Chime, 'Calm Me' script, Card leaf templates on A4, PowerPoint slide of leaf mobile instructions, Jigsaw Journals, My Jigsaw Learning, Certificates, Jigsaw Jerrie Cat.

# Year 3 – Being me in my world

## Puzzle Outcome

The whole-school Learning Charter is the Puzzle Outcome for this Puzzle.

Weekly Celebration	Piece	PSHE learning intention	Social and emotional development learning intention	Resources
Help others to feel welcome	1. Getting to Know Each Other	I recognise my worth and can identify positive things about myself and my achievements.  I can set personal goals  I know how to use my Jigsaw Journal	I value myself and know how to make someone else feel welcome and valued	Jigsaw Charter, Jigsaw Chime, 'Calm Me' script, treasure box, Jigsaw Jino, coin and medal template, My Jigsaw Journey, Jigsaw Journals, Jigsaw Jerrie Cat.
Try to make our school community a better place	2. Our Nightmare School	I can face new challenges positively, make responsible choices and ask for help when I need it	I recognise how it feels to be happy, sad or scared and am able to identify if other people are feeling these emotions	Jigsaw Charter, Jigsaw Chime, 'Calm Me' script, Jigsaw Jino, feelings bag with cards, flipchart paper, Nightmare school, My Jigsaw Journey, Jigsaw Journals, Jigsaw Jerrie Cat.
Think about everyone's right to learn	3. Our Dream School	I understand why rules are needed and how they relate to rights and responsibilities	I know how to make others feel valued	Jigsaw Charter, Jigsaw Chime, 'Calm me' script, Jigsaw Jino, Nightmare school sheet (from previous Piece), My Jigsaw Journey, Jigsaw Journals, Jigsaw Jerrie Cat.
Care about other people's feelings	4. Rewards and Consequences	I understand that my actions affect myself and others and I care about other people's feelings	I understand that my behaviour brings rewards/consequences	Jigsaw Charter, Jigsaw Chime, 'Calm me' script, scenario cards, post-its, My Jigsaw Journey, Jigsaw Journals, Jigsaw Jerrie Cat.
Work well with others	5. Our Learning Charter	I can make responsible choices and take action	I can work cooperatively in a group	Jigsaw Charter, Jigsaw Chime, 'Calm Me' script, A3 paper, Post-It notes, Sam's letter, timer, space to display Post-Its, materials for designing a card, Learning Charter, My Jigsaw Journey, Jigsaw Journals, Jigsaw Jerrie Cat.
Choose to follow the Learning Charter ★	6. Owing our Learning Charter	I understand my actions affect others and try to see things from their points of view	I am choosing to follow the Learning Charter	Jigsaw Charter, Jigsaw Chime, 'Calm me' script, 'What do we see?' picture PowerPoint, Learning Charter, Jigsaw Jino, certificates, mood board for last Piece (lesson), My Jigsaw Journey, Jigsaw Journals, Jigsaw Jerrie Cat.

# Year 3 – Celebrating differences

Weekly Celebration	Pieces	PSHE learning intention	Social and emotional development learning intention	Resources
Accept that everyone is different	1. Families	I understand that everybody's family is different and important to them	I appreciate my family/the people who care for me	Jigsaw Chime, 'Calm Me' script, Jigsaw Jino, Pictures of teacher's family, 'Family' pictures, PowerPoint, photo frame template, Jigsaw Journals, My Jigsaw Journey, Jigsaw Jemie Cat.
Include others when working and playing	2. Family conflict	I understand that differences and conflicts sometimes happen among family members	I know how to calm myself down and can use the 'Solve it together' technique	Jigsaw Chime, 'Calm Me' script, Letter cards to spell 'family' (six cards with a letter on each), PowerPoint slide: Family Conflict, 'Solve it together' resource sheet/PowerPoint/poster, Family conflict scenario cards, Jigsaw Jino, Jigsaw Journals, My Jigsaw Journey, Jigsaw Jemie Cat.
Know how to help if someone is being bullied	3. Witness and feelings	I know what it means to be a witness to bullying	I know some ways of helping to make someone who is bullied feel better	Jigsaw Chime, 'Calm Me' script, Jigsaw Jino, Paper for handouts, Jigsaw Song: 'There's a Place', Resource sheet - Bullying story, Handprint paper chain master, Jigsaw Journals, My Jigsaw Journey, Jigsaw Jemie Cat.
Try to solve problems	4. Witness and solutions	I know that witnesses can make the situation better or worse by what they do	I can problem-solve a bullying situation with others	Jigsaw Chime, 'Calm Me' script, Sponge ball, Jigsaw Jino, 'Solve it together' poster, Scenario cards, PowerPoint with prompt questions, Jigsaw Journals, My Jigsaw Journey, Jigsaw Jemie Cat.
Try to use kind words	5. Words that harm	I recognise that some words are used in hurtful ways	I try hard not to use hurtful words (e.g. gay, fat)	Jigsaw Chime, 'Calm Me' script, 'Sticks and stones' PowerPoint slide, Jigsaw Jino, 'Solve it together' resource sheet/poster, Jigsaw Journals, My Jigsaw Journey, Jigsaw Jemie Cat.
Know how to give and receive compliments	6. Celebrating difference: compliments ★ Assessment Opportunity Puzzle Outcome: Kites	I can tell you about a time when my words affected someone's feelings and what the consequences were	I can give and receive compliments and know how this feels	Jigsaw Chime, 'Calm Me' script, Kite templates, named post-it notes/slips of paper, Harlow's story, Jigsaw Journals, Attainment Descriptor Grid, My Jigsaw Journey, Certificates, Jigsaw Jemie Cat.

# Year 3 – Dreams and goals

## Puzzle Outcome

Help me fit together the six pieces of learning about my dreams and goals to create Our Garden of Dreams and Goals  
(Garden design/decoration: Pieces 3-5)

Weekly Celebration	Pieces	PSHE learning intention	Social and emotional development learning intention	Resources
Stay motivated when doing something challenging	1. Dreams and Goals	I can tell you about a person who has faced difficult challenges and achieved success	I respect and admire people who overcome obstacles and achieve their dreams and goals (e.g. through disability)	Jigsaw Chime, 'Calm Me' script, Challenge PowerPoint slides, Challenge picture cards (PowerPoint slides), Jigsaw Journals, Jigsaw Jino, Jigsaw Jerrie Cat, My Jigsaw Journey.
Keep trying even when it is difficult	2. My Dreams and Ambitions	I can identify a dream/ambition that is important to me	I can imagine how I will feel when I achieve my dream/ambition	Jigsaw Chime, 'Calm Me' script, PowerPoint slide, Jane Goodall factsheet, Materials for making display flowers, Flower template, Jigsaw Journals, Jigsaw Jino, Jigsaw Jerrie Cat, My Jigsaw Journey.
Work well with a partner or in a group	3. A New Challenge Puzzle Outcome: Garden design/decoration	I enjoy facing new learning challenges and working out the best ways for me to achieve them	I can break down a goal into a number of steps and know how others could help me to achieve it	Garden puzzle templates, Jigsaw Chime, 'Calm Me' script, Garden PowerPoint, Garden Design Resource Sheet, Jigsaw Journals, Jigsaw Jino, Jigsaw Jerrie Cat, My Jigsaw Journey.
Have a positive attitude	4. Our New Challenge Puzzle Outcome: Garden design/decoration	I am motivated and enthusiastic about achieving our new challenge	I know that I am responsible for my own learning and can use my strengths as a learner to achieve the challenge	Jigsaw Jino, Jigsaw Chime, 'Calm Me' script, Garden items list, Flipchart and chunky pens, Jigsaw Journals, Jigsaw Jino, Jigsaw Jerrie Cat, My Jigsaw Journey.
Help others to achieve their goals	5. Our New Challenge - Overcoming Obstacles Puzzle Outcome: Garden design/decoration	I can recognise obstacles which might hinder my achievement and can take steps to overcome them	I can manage the feelings of frustration that may arise when obstacles occur	'Solve it together' technique poster, Jigsaw Chime, 'Calm Me' script, Flipchart and chunky pens, Jigsaw Journals, Jigsaw Jino, Jigsaw Jerrie Cat, My Jigsaw Journey.
Are working hard to achieve their own dreams and goals	6. Celebrating My Learning Assessment Opportunity ★	I can evaluate my own learning process and identify how it can be better next time	I am confident in sharing my success with others and can store my feelings in my internal treasure chest	Garden puzzles, Jigsaw Chime, 'Calm Me' script, Self-review PowerPoint slide, Jigsaw Journals, Jigsaw Jino, Self-review template, Bananas, string, knives, chopping boards, cocktail sticks, Jigsaw Jino, Jigsaw Jerrie Cat, My Jigsaw Journey, Certificates.

# Year 3 – Healthy Me

## Puzzle Outcome

Help me fit together the six pieces of learning about Healthy Me to create 'The Happy, Healthy Me Recipe Book'  
(Piece 4: Keeping safe)

Weekly Celebration	Pieces	PSHE learning intention	Social and emotional development learning intention	Resources
Have made a healthy choice	1. Being Fit and Healthy	I understand how exercise affects my body and know why my heart and lungs are such important organs	I can set myself a fitness challenge	Jigsaw Chime, 'Calm Me' script, PowerPoint slide 'My body in balance', PowerPoint 'Children need to be active for at least one hour a day', Fitness Challenge Template, Jigsaw Journals, My Jigsaw Journey, Jigsaw Jerrie Cat.
Have eaten a healthy, balanced diet	2. Being Fit and Healthy	I know that the amount of calories, fat and sugar I put into my body will affect my health	I know what it feels like to make a healthy choice	Jigsaw Chime< 'Calm Me' script, Jigsaw Song: 'Make A Good Decision', Range of food/drink (some with food labelling that show the amount of energy, fats and sugar). Try to include some healthy and less healthy choices depending on the amount of sugar and fat), 'How much sugar?' game, Jigsaw Journals, My Jigsaw Journey, Jigsaw Jerrie Cat.
Have been physically active	3. What Do I Know About Drugs?	I can tell you my knowledge and attitude towards drugs	I can identify how I feel towards drugs	Jigsaw Chime, 'Calm Me' script, A4 white paper and pen for each child, Draw and Write instruction sheet, Feelings word template, Jigsaw Journal, My Jigsaw Journey, Jigsaw Jerrie Cat.
Have tried to keep themselves and others safe	4. Being Safe Puzzle outcome: Keeping safe	identify things, people and places that I need to keep safe from know some strategies for keeping myself safe, who to go to for help and how to call emergency services	I can express how being anxious or scared feels	Jigsaw Chime, 'Calm Me' script, A piece of foreboding music e.g. Theme from Jaws, My Jigsaw Journey, Jigsaw Journal, Jigsaw Jerrie Cat.
Know how to be a good friend and enjoy healthy friendships	5. Safe or Unsafe	I can identify when something feels safe or unsafe	I can take responsibility for keeping myself and others safe	Jigsaw Chime, 'Calm Me' script, PowerPoint of scared child, Short story templates, Jigsaw Journals, My Jigsaw Journey, Jigsaw Jerrie Cat.
Know how to keep calm and deal with difficult situations	6. My Amazing Body Assessment Opportunity ★	I understand how complex my body is and how important it is to take care of it	I respect my body and appreciate what it does for me	Jigsaw Chime, 'Calm Me' script, PowerPoint slide: My amazing body, PowerPoint slides: Example infographic, Other infographic examples (teacher to source online), Paper/ pens, (Optional: computers/tablets for children to design infographic), Jigsaw Journal, My Jigsaw Journey, Certificates, Jigsaw Jerrie Cat.



# Year 3 – Relationships

## Puzzle Outcome

Help me fit together the six pieces of learning about Relationships to create 'Our Relationships Fiesta'  
Piece 6: Appreciation Streamers

Weekly Celebration	Pieces	PSHE learning intention	Social and emotional development learning intention	Resources
Know how to make friends	1. Family Roles and Responsibilities	I can identify the roles and responsibilities of each member of my family and can reflect on the expectations for males and females	I can describe how taking some responsibility in my family makes me feel	Jigsaw Chime, 'Calm Me' script, Male/female Jobs PowerPoint, Jigsaw Jino, Male/female/both cards, Sets of the 'Whose Responsibility?' cards, Jigsaw Journals, My Jigsaw Journey, Jigsaw Jemie Cat.
Try to solve friendship problems when they occur	2. Friendship	I can identify and put into practice some of the skills of friendship eg. taking turns, being a good listener	I know how to negotiate in conflict situations to try to find a win-win solution	Jigsaw Song: 'RELATIONSHIPS', Jigsaw Chime, Jigsaw Jino, 'Calm Me' script, 'Donkey' PowerPoint, Solve it together technique, Mending friendships resource sheet, Friendship conflict scenarios, Jigsaw Journals, My Jigsaw Journey, Jigsaw Jemie Cat.
Help others to feel part of a group	3. Keeping Myself Safe Online	I know and can use some strategies for keeping myself safe online	I know who to ask for help if I am worried or concerned about anything online	Jigsaw Jino, Jigsaw Chime, PowerPoint slide of 'Gaming App', 'Top Tips' cards, 'Calm me' script, Jigsaw Journals, My Jigsaw Journey, Jigsaw Jemie Cat.
Show respect in how they treat others	4. Being a Global Citizen 1	I can explain how some of the actions and work of people around the world help and influence my life	I can show an awareness of how this could affect my choices	Jigsaw Chime, 'Calm Me' script, Jigsaw Jino, World map or globe, Bag of items including fair trade chocolate, a T-shirt made in a different country, rice, sugar, PowerPoint: Work in Other Countries Jigsaw, sweetcorn, Mobile phone, Journals, My Jigsaw Journey, Jigsaw Jemie Cat.
Know how to help themselves and others when they feel upset or hurt	5. Being a Global Citizen 2	I understand how my needs and rights are shared by children around the world and can identify how our lives may be different.	I can empathise with children whose lives are different to mine and appreciate what I may learn from them	Jigsaw Chime, 'Calm Me' script, Power Point-Children around the world and handouts, A set of the 'Wants and Needs' cards cut up, Paper and pens to create posters, Jigsaw Journals, My Jigsaw Learning, Jigsaw Jemie Cat, Jigsaw Jino.
Know and show what makes a good relationship	6. Celebrating My Web of Relationships Puzzle Outcome: Appreciation Streamers	I know how to express my appreciation to my friends and family	I enjoy being part of a family and friendship groups	Jigsaw Jino, Jigsaw Chime, 'Calm Me' script, Jigsaw song: 'RELATIONSHIPS', Appreciation streamer description sheet, Materials for streamers: strips of coloured paper, pens, wooden batons, tape to secure streamers, Jigsaw Journals, My Jigsaw Journey, Certificates, Jigsaw Jemie Cat.

# Year 3 – Changing Me

## Puzzle Outcome

Help me fit together the six pieces of learning about Changing Me to create the Tree of Change display  
Piece 6: Ribbon Mobiles

Weekly Celebration	Pieces	PSHE learning intention	Social and emotional development learning intention	Resources
Understand that everyone is unique and special	1.How Babies Grow	I understand that in animals and humans lots of changes happen between conception and growing up, and that usually it is the female who has the baby	I can express how I feel when I see babies or baby animals	Jigsaw Chime, 'Calm Me' script, Baby/mother pair cards, PowerPoint of baby animal pictures, Jigsaw Jino, Mini-whiteboards and pens (or paper and pens), Jigsaw Journals, My Jigsaw Journey, Jigsaw Jerrie Cat.
Can express how they feel when change happens	2. Babies	I understand how babies grow and develop in the mother's uterus I understand what a baby needs to live and grow	I can express how I might feel if I had a new baby in my family	Jigsaw Chime, 'Calm Me' script, Baby PowerPoint slide, Mini-whiteboards/ pens (or paper and pens), Baby growing PowerPoint, Jigsaw Journals, My Jigsaw Journey, Jigsaw Jino, Jigsaw Jerrie Cat.
Understand and respect the changes that they see in themselves	3.Outside Body Changes	I understand that boys' and girls' bodies need to change so that when they grow up their bodies can make babies I can identify how boys' and girls' bodies change on the outside during this growing up process	I recognise how I feel about these changes happening to me and know how to cope with those feelings	Jigsaw Chime, 'Calm Me' script, Outline figure of a body on large flipchart paper, Set of Body Change cards, PowerPoint slides: Body Changes, My Life, My Changes' sheet, Jigsaw Journals, My Jigsaw Journey, Jigsaw Jino, Jigsaw Jerrie Cat.
Understand and respect the changes that they see in other people	4. Inside Body Changes	I can identify how boys' and girls' bodies change on the inside during the growing up process and can tell you why these changes are necessary so that their bodies can make babies when they grow up	I recognise how I feel about these changes happening to me and know how to cope with these feelings	Parent/Child pairs cards (from lesson/Piece 1), Jigsaw Chime, 'Calm Me' script, PowerPoint slides: Body Changes from Piece (lesson) 3, PowerPoint slides: Changes on the inside, Animations (moving diagrams): Male and Female Reproductive Systems, 'The Great Growing Up Adventure' sheet, Jigsaw Journals, Post-it notes/small slips of paper, Jigsaw Jino, Jigsaw Jino's post box, My Jigsaw Journey, Jigsaw Jerrie Cat.
Know who to ask for help if they are worried about change	5. Family Stereotypes	I can start to recognise stereotypical ideas I might have about parenting and family roles	I can express how I feel when my ideas are challenged and might be willing to change my ideas sometimes	Charades cards, Jigsaw Jino, Jigsaw Chime, 'Calm Me' script, Task card resource sheet, Flipchart paper/pens, Jigsaw Journals, My Jigsaw Journey, Jigsaw Jerrie Cat.
Are looking forward to change	6.Looking Ahead Assessment Opportunity ★ Puzzle Outcome: Ribbon Mobiles	identify what I am looking forward to when I move to my next class	start to think about changes I will make next year and know how to go about this	Jigsaw Jino, Jigsaw Chime, 'Calm Me' script, PowerPoint slide for 'Ribbon mobiles', Wooden batons/ sticks, Different coloured paper strips (6 per child), Tape, Jigsaw Journals, My Jigsaw Journey, Certificates, Jigsaw Jerrie Cat.



# Year 4 – Being me in my world

## Puzzle Outcome

The whole-school Learning Charter is the Puzzle Outcome for this Puzzle.

Weekly Celebration	Piece	PSHE learning intention	Social and emotional development learning intention	Resources
Help others to feel welcome	1. Becoming a Class 'Team'	I know my attitudes and actions make a difference to the class team I know how to use my Jigsaw Journal	I know how good it feels to be included in a group and understand how it feels to be excluded I try to make people feel welcome and valued	Jigsaw Charter, Jigsaw Chime, 'Calm Me' script, Jigsaw Jaz, Meet and Greet Bingo resource sheet, Included/excluded PowerPoint slides, sponge football, post-its, timer, My Jigsaw Journey, Jigsaw Journals, Jigsaw Jerrie Cat.
Try to make our school community a better place	2. Being a School Citizen	I understand who is in my school community, the roles they play and how I fit in	I can take on a role in a group and contribute to the overall outcome	Jigsaw Charter, Jigsaw Chime, 'Calm Me' script, sponge football, school community role cards, role cards and blank job description cards, timer, My Jigsaw Journey, Jigsaw Journals, Jigsaw Jerrie Cat.
Think about everyone's right to learn	3. Rights, Responsibilities and Democracy	I understand how democracy works through the School Council	I can recognise my contribution to making a Learning Charter for the whole school	Jigsaw Charter, Jigsaw Chime, 'Calm Me' script, Jigsaw Jaz, UNCRC Rights of the Child (Unicef leaflet for teacher use), Spot the difference pictures (Articles 12 and 28), UNCRC Resource sheet, My Jigsaw Journey, Jigsaw Journals, Jigsaw Jerrie Cat.
Care about other people's feelings	4. Rewards and Consequences	I understand that my actions affect myself and others; I care about other people's feelings and try to empathise with them	I understand how rewards and consequences motivate people's behaviour	Jigsaw Charter, Jigsaw Chime, 'Calm Me' script, spongeball/orange, scenario cards, Learning Charter, My Jigsaw Journey, Jigsaw Journals, Jigsaw Jerrie Cat.
Work well with others	5. Our Learning Charter	I understand how groups come together to make decisions	I can take on a role in a group and contribute to the overall outcome	Jigsaw Charter, Jigsaw Chime, 'Calm Me' script, Decision PowerPoint slides, What a Mess! scenario, materials for childrens' posters, Learning Charter, Jigsaw Journals, Jigsaw Jerrie Cat.
Choose to follow the Learning Charter ★	6. Owning Our Learning Charter	I understand how democracy and having a voice benefits the school community	I understand why our school community benefits from a Learning Charter and can help others to follow it	Jigsaw Charter, Jigsaw Chime, 'Calm Me' script, Choices Bingo Sheets, Children's group posters from previous Piece, Learning Charter, UNCRC Article 28 (see Piece 3), materials for childrens' posters, certificates, My Jigsaw Journey Jigsaw Journals, Jigsaw Jerrie Cat.

# Year 4 – Celebrating differences

## Puzzle Outcome

Help me fit together the six pieces of learning about Celebrating Difference to create the Hall of Fame display  
(Puzzle Outcome: Picture Frames from Piece 5)

Weekly Celebration	Pieces	PSHE learning intention	Social and emotional development learning intention	Resources
Accept that everyone is different	1. Judging by Appearances	I understand that, sometimes, we make assumptions based on what people look like	I try to accept people for who they are	Jigsaw Chime, 'Calm Me' script, Jigsaw Journals, Character pictures, A pair of cardboard spectacles with coloured lenses (coloured cellophane) for each group, A pair of spectacles with clear lenses for each group, Character answer cards, My Jigsaw Journey, Jigsaw Jerrie Cat.
Include others when working and playing	2. Understanding influences	I understand what influences me to make assumptions based on how people look	I can question why I think what I do about other people	Jigsaw Jaz, Jigsaw Chime, 'Calm Me' script, Optical illusion picture e.g. young/old lady ( <a href="http://www.eyetricks.com">www.eyetricks.com</a> ), Picture of a dog, Response strips, Jigsaw Journals, My Jigsaw Journey, Jigsaw Jerrie Cat.
Know how to help if someone is being bullied	3. Understanding Bullying	I know that sometimes bullying is hard to spot and I know what to do if I think it is going on but I'm not sure	I know how it might feel to be a witness to and a target of bullying	Jigsaw Chime, 'Calm Me' script, Jigsaw Song: 'There's a Place', Maya's story, Jigsaw Jaz, Flip chart divided into three sections (one per group), Chunky pens, Jigsaw Journals, My Jigsaw Journey, Jigsaw Jerrie Cat.
Try to solve problems	4. Problem-solving	I can tell you why witnesses sometimes join in with bullying and sometimes don't tell	I can problem-solve a bullying situation with others	Jigsaw Chime, 'Calm Me' script, Jigsaw Jaz, Soft ball, Paper for children's poster Pen/pencil for children's posters Teacher to source local/national info/websites about bullying on and offline, Jigsaw Journal, My Jigsaw Journey, Jigsaw Jerrie Cat.
Try to use kind words	5. Special Me Puzzle outcome: Frames	I can identify what is special about me and value the ways in which I am unique	I like and respect the unique features of my physical appearance	Jigsaw Chime, 'Calm Me' script, Jigsaw Jaz, Coloured strips of paper, Glue sticks, Photos of class members, Mirrors, Template photo frames, Jigsaw Journals, My Jigsaw Journey, Jigsaw Jerrie Cat.
Know how to give and receive compliments	6. Celebrating Difference: how we look ★ Assessment Opportunity	I can tell you a time when my first impression of someone changed when I got to know them	I can explain why it is good to accept people for who they are	Jigsaw Chime, 'Calm Me' script, Jigsaw Jaz, Character cards (to show on whiteboard), Jigsaw Journals, Blue and red spectacle templates, one for each child, Puzzle 2 Attainment Descriptor Grid, My Jigsaw Journey, certificates, Jigsaw Jerrie Cat.

# Year 4 – Dreams and goals

## Puzzle Outcome

Help me fit together the six pieces of learning about my dreams and goals to create Our Garden of Dreams and Goals  
(Garden Decorations - Potato people: Piece 5)

Weekly Celebration	Pieces	PSHE learning intention	Social and emotional development learning intention	Resources
Stay motivated when doing something challenging	1. Hopes and Dreams	I can tell you about some of my hopes and dreams	I know how it feels to have hopes and dreams	Jigsaw Chime, 'Calm Me' script, Story puzzle card, Jigsaw Jaz, Flip chart/ whiteboard, (Optional) Book: 'Salt in his Shoes' by Deloris and Roslyn M. Jordan, (Optional) Video clip of Michael Jordan -teacher to source, Mirror cards or pieces of paper shaped like leaves, Collage materials (E.g. beads, ribbons) (Optional if time allows), Jigsaw Journals, My Jigsaw Journey, Jigsaw Jerrie Cat.
Keep trying even when it is difficult	2. Broken Dreams	I understand that sometimes hopes and dreams do not come true and that this can hurt	I know how disappointment feels and can identify when I have felt that way	Jigsaw Chime, 'Calm Me' script, Jigsaw Song: 'For Me', Hope and dream scenario cards, Jigsaw Jaz, Mirror dream mobiles from previous Piece, Jigsaw Journals, My Jigsaw Journey, Jigsaw Jerrie Cat.
Work well with a partner or in a group	3. Overcoming Disappointment	I know that reflecting on positive and happy experiences can help me to counteract disappointment	I know how to cope with disappointment and how to help others cope with theirs	Jigsaw Chime, 'Calm Me' script, Jigsaw Song 'For Me', Hopes and dreams scenario cards (from previous Piece), Jigsaw Journals, My Jigsaw Journey, Jigsaw Jaz, Jigsaw Jerrie Cat.
Have a positive attitude	4. Creating New Dreams	I know how to make a new plan and set new goals even if I have been disappointed	I know what it means to be resilient and to have a positive attitude	Jigsaw Chime, 'Calm Me' script, Jigsaw Jaz, Dream Cloud resource sheet, Jigsaw Journals, My Jigsaw Journey, Jigsaw Jerrie Cat.
Help others to achieve their goals	5. Achieving Goals Puzzle Outcome: Potato People	I know how to work out the steps to take to achieve a goal, and can do this successfully as part of a group	I can enjoy being part of a group challenge	Garden puzzle picture cards, Jigsaw Chime, 'Calm Me' script, Invitation to the Potato, Person competition, Large potato for each group, Cocktail sticks, Craft materials (teacher to select) e.g. material scraps, coloured paper, beads, pipe cleaners, Chunky pens, Potato Person Identity Card template, Jigsaw Journals, My Jigsaw Journey, Jigsaw Jaz, Jigsaw Jerrie Cat.
Are working hard to achieve their own dreams and goals	6. We Did It! Assessment Opportunity ★	I can identify the contributions made by myself and others to the group's achievement	I know how to share in the success of a group and how to store this success experience in my internal treasure chest	Children's Potato People/ Identity cards from last lesson (Piece), Jigsaw Chime, 'Calm Me' script, Self-review PowerPoint, Flip chart paper, Chunky pens, Jigsaw Journals, My Jigsaw Journey, Camera (optional), Certificates, Jigsaw Jaz, Jigsaw Jerrie Cat.

# Year 4 – Healthy Me

## Puzzle Outcome

Help me fit together the six pieces of learning about Healthy Me to create 'The Happy, Healthy Me Recipe Book'  
(Piece 5: Healthy Friendships)

Weekly Celebration	Pieces	PSHE learning intention	Social and emotional development learning intention	Resources
Have made a healthy choice	1. My Friends and Me	I recognise how different friendship groups are formed, how I fit into them and the friends I value the most	I can identify the feelings I have about my friends and my different friendship groups	Jigsaw Chime, 'Calm Me' script, Jigsaw Jaz, Concentric circles template (Friendship chart), Jigsaw Journals, Teacher prepared 'Friendship chart' example, My Jigsaw Journey, Jigsaw Jerrie Cat.
Have eaten a healthy, balanced diet	2. Group Dynamics	I understand there are people who take on the roles of leaders or followers in a group, and I know the role I take on in different situations	I am aware of how different people and groups impact on me and can recognise the people I most want to be friends with	Jigsaw Chime, 'Calm Me' script, Scenario PowerPoint slide, Different roles: Scenario cards, Jigsaw Journals, My Jigsaw Journey, Jigsaw Jerrie Cat.
Have been physically active	3. Smoking	I understand the facts about smoking and its effects on health, and also some of the reasons some people start to smoke	I can recognise negative feelings in peer pressure situations (such as embarrassment, shame, inadequacy and guilt) and know how to act assertively to resist pressure from myself and others	Jigsaw Chime, 'Calm Me' script, Jigsaw Jaz, Smoking Facts Picture Puzzle, Scenario cards: What happens next?, Jigsaw Journals, My Jigsaw Journey, Jigsaw Jerrie Cat.
Have tried to keep themselves and others safe	4. Alcohol	I understand the facts about alcohol and its effects on health, particularly the liver, and also some of the reasons some people drink alcohol	I can recognise negative feelings in peer pressure situations (such as embarrassment, shame, inadequacy and guilt) and know how to act assertively to resist pressure from myself and others	Jigsaw Chime, 'Calm Me' script, Jigsaw song: Make a good decision, True/False quiz, PowerPoint slide: liver and liver facts, Jigsaw Journals, My Jigsaw Journey, Jigsaw Jerrie Cat.
Know how to be a good friend and enjoy healthy friendships	5. Healthy Friendships Puzzle Outcome: Healthy Friendships	I can recognise when people are putting me under pressure and can explain ways to resist this when I want	I can identify feelings of anxiety and fear associated with peer pressure	Jigsaw Chime, 'Calm Me' script, Jigsaw song: 'Make a good decision', Aiden's story, Flip chart and chunky pens, Jigsaw Journals, My Jigsaw Journey, Jigsaw Jerrie Cat.
Know how to keep calm and deal with difficult situations	6. Celebrating My Inner Strength and Assertiveness Assessment Opportunity ★	I know myself well enough to have a clear picture of what I believe is right and wrong	I can tap into my inner strength and know how to be assertive	Jigsaw Chime, 'Calm Me' script, Remote control PowerPoint slide, Scenario PowerPoint slide Jigsaw Journals, My Jigsaw Journey, Certificates, Jigsaw Jerrie Cat.

# Year 4 – Relationships

## Puzzle Outcome

Help me fit together the six pieces of learning about Relationships to create 'Our Relationships Fiesta'

Piece 3: Memory Box

Weekly Celebration	Pieces	PSHE learning intention	Social and emotional development learning intention	Resources
Know how to make friends	1. Jealousy	I can recognise situations which can cause jealousy in relationships	I can identify feelings associated with jealousy and suggest strategies to problem-solve when this happens	Jigsaw Chime, 'Calm Me' script, Jigsaw Jaz, Jealousy PowerPoint, 'Situation Cards', Jigsaw Journals, My Jigsaw Journey, Jigsaw Jerrie Cat.
Try to solve friendship problems when they occur	2. Love and Loss	I can identify someone I love and can express why they are special to me	I know how most people feel when they lose someone or something they love	Jigsaw Chime, 'Calm Me' script, Recommended: Jigsaw in Focus book 'Can You Hear the Sea?' available to purchase inexpensively from <a href="http://www.jigsawpshe.com/online-store">www.jigsawpshe.com/online-store</a> , Flipchart prepared with scenarios, Post-it notes, Jigsaw Jaz, Jigsaw Journals, Jigsaw Jaz's memory box (a box filled with items e.g. shell, pine cone, pebbles, photos, other 'precious' objects), My Jigsaw Journey, Jigsaw Jerrie Cat.
Help others to feel part of a group	3. Memories Puzzle outcome: Memory Box	I can tell you about someone I know that I no longer see	I understand that we can remember people even if we no longer see them	Jigsaw Chime, 'Calm Me' script, Jigsaw Jaz, Jigsaw Jaz's memory box (from last Piece) Mini whiteboards/ pens (or paper and pens), PowerPoint photo of Tammy, Candle, Paper and pens for creating poems and pictures, Jigsaw Journals, My Jigsaw Journey, Jigsaw Jerrie Cat.
Show respect in how they treat others	4. Getting on and Falling Out	I can recognise how friendships change, know how to make new friends and how to manage when I fall out with my friends	I know how to stand up for myself and how to negotiate and compromise	Jigsaw Chime, 'Calm Me' script, Mini whiteboards and pens/ or paper and pens, 'Make Friends, Break Friends?' scenario cards, 'Mending Friendships' slide, 'Solve it together' technique slide, Jigsaw Jaz, Jigsaw Journals, My Jigsaw Journey, Jigsaw Jerrie Cat.
Know how to help themselves and others when they feel upset or hurt	5. Girlfriends and Boyfriends	I understand what having a boyfriend/ girlfriend might mean and that it is a special relationship for when I am older	I understand that boyfriend/girlfriend relationships are personal and special, and there is no need to feel pressurised into having a boyfriend/ girlfriend	Jigsaw Jaz, Jigsaw Chime, 'Calm Me' script, 'Agree' and 'Disagree' labels, PowerPoint slides of boy-friend/girl-friend couples, Jigsaw Journals, My Jigsaw Journey, Jigsaw Jerrie Cat.
Know and show what makes a good relationship	6. Celebrating My Relationships with People and Animals Assessment Opportunity ★	I know how to show love and appreciation to the people and animals who are special to me	I can love and be loved	Jigsaw Jaz, Jigsaw Chime, 'Calm Me' script, Squares of strong coloured paper or card 20cm square, A range of collage materials and glue, Jigsaw Journals, My Jigsaw Journey, Certificates, Jigsaw Jerrie Cat.



# Year 4 – Changing Me

## Puzzle Outcome

Help me fit together the six pieces of learning about Changing Me to create the Tree of Change display  
Piece 4: Circles of Change

Weekly Celebration	Pieces	PSHE learning intention	Social and emotional development learning intention	Resources
Understand that everyone is unique and special	1. Unique Me	I understand that some of my personal characteristics have come from my birth parents and that this happens because I am made from the joining of their egg and sperm	I appreciate that I am a truly unique human being	Jigsaw Jaz, Jigsaw Chime, 'Calm Me' script, Kitten and cat cards, Photo of teacher with parents, 'Parents and children' templates, Jigsaw Jaz's post box (teacher to make), Jigsaw Journals, My Jigsaw Journey, Jigsaw Jerrie Cat.
Can express how they feel when change happens	2. Having a Baby	I can correctly label the internal and external parts of male and female bodies that are necessary for making a baby	I understand that having a baby is a personal choice and can express how I feel about having children when I am an adult	Making Things cards, Jigsaw Chime, 'Calm Me' script, Jigsaw Jaz, Flashcard pictures of sperm and egg, PowerPoint slides - Changes on the inside, Animation: The Female Reproductive System, Printed copies of PowerPoint slides, Jigsaw Journals, My Jigsaw Journey, Jigsaw Jaz's Post box (from last lesson), Jigsaw Jerrie Cat.
Understand and respect the changes that they see in themselves	3. Girls and Puberty	I can describe how a girl's body changes in order for her to be able to have babies when she is an adult, and that menstruation (having periods) is a natural part of this	I have strategies to help me cope with the physical and emotional changes I will experience during puberty	How do I feel about puberty? cards, Jigsaw Chime, 'Calm Me' script, A 'bag of tricks' – a mystery bag containing a collection of items relating to puberty and growing up- see lesson plan for suggestions, Animation: The Female Reproductive System, PowerPoint slide of internal female organs, Sets of Menstruation Cards for card-sort and/ or sticking into Jigsaw Journals, Jigsaw Journals, Jigsaw Jaz, Jigsaw Jaz's post box, My Jigsaw Journey, Jigsaw Jerrie Cat.
Understand and respect the changes that they see in other people	4. Circles of Change Puzzle Outcome: Circles of Change	I know how the circle of change works and can apply it to changes I want to make in my life	I am confident enough to try to make changes when I think they will benefit me	Jigsaw Song: 'A New Day', Jigsaw Jaz, Jigsaw Chime, 'Calm Me' script, Season tree pictures, Sofia and Levi PowerPoint, Circle of Change diagram/template, Split pins, Cardboard arrows, Jigsaw Journals, My Jigsaw Journey, Jigsaw Jerrie Cat.
Know who to ask for help if they are worried about change	5. Accepting Change	I can identify changes that have been and may continue to be outside of my control that I learnt to accept	I can express my fears and concerns about changes that are outside of my control and know how to manage these feelings positively	Emotions cards, PowerPoint slides of environmental change, Change Scenario cards, Jigsaw Chime, 'Calm Me' script, Jigsaw Journals, My Jigsaw Journey, Jigsaw Jerrie Cat.
Are looking forward to change	6. Looking Ahead Assessment Opportunity ★	I can identify what I am looking forward to when I move to a new class	I can reflect on the changes I would like to make next year and can describe how to go about this	Jigsaw Jaz, Jigsaw Chime, The same objects used for the 'Bag of Tricks' activity in lesson 3, laid out on a tray or the floor, A piece of cloth, 'Calm Me' script, Jigsaw Jaz's post box, Circle of Change templates, Jigsaw Journals, My Jigsaw Journey, Certificates, Jigsaw Jerrie Cat.

# Year 5 – Being me in my world

## Puzzle Outcome

The whole-school Learning Charter is the Puzzle Outcome for this Puzzle.

Weekly Celebration	Piece	PSHE learning intention	Social and emotional development learning intention	Resources
Help others to feel welcome	1. My Year Ahead	I can face new challenges positively and know how to set personal goals I know how to use my Jigsaw Journal	I know what I value most about my school and can identify my hopes for this school year	Jigsaw Charter, Jigsaw Chime, 'Calm Me' script, Jigsaw Jez, paper bricks, Head teacher, My Jigsaw Journey, Jigsaw Journals, Jigsaw Jerrie Cat.
Try to make our school community a better place	2. Being a Citizen of My Country	I understand my rights and responsibilities as a citizen of my country	I can empathise with people in this country whose lives are different to my own	Jigsaw Charter, Jigsaw Chime, 'Calm Me' script, PowerPoint montage:, UNCRC Article cards, UNCRC Rights/Responsibilities resource sheet Jigsaw Jez, My Jigsaw Journey, Jigsaw Journals, Jigsaw Jerrie Cat.
Think about everyone's right to learn	3. Year 5 Responsibilities	I understand my rights and responsibilities as a citizen of my country and as a member of my school	I can empathise with people in this country whose lives are different to my own	Jigsaw Charter, Jigsaw Chime, 'Calm Me' script, post-its, small sponge/tennis balls, Jigsaw Jez, My Jigsaw Journey, Jigsaw Journals, Jigsaw Jerrie Cat.
Care about other people's feelings	4. Rewards and Consequences	I can make choices about my own behaviour because I understand how rewards and consequences feel	I understand that my actions affect me and others	Jigsaw Charter, Jigsaw Chime, 'Calm Me' script, Reward PowerPoint slide, Jigsaw Jez, Jigsaw Jez's bag, Post-Its, Clip of London Riots 2011 (for use if time), Piece 3 flipchart - Rights/Responsibilities, Learning Charter puzzle pieces, My Jigsaw Journey, Jigsaw Journals, Jigsaw Jerrie Cat.
Work well with others	5. Our Learning Charter	I understand how an individual's behaviour can impact on a group	I can contribute to the group and understand how we can function best as a whole	Jigsaw Charter, Jigsaw Chime, 'Calm Me' script, School Learning Charter, flipchart, timer, Lyrics song sheet Song 'Together as One', newspaper, sticky tape, My Jigsaw Journey, Jigsaw Journal, Jigsaw Jerrie Cat.
Choose to follow the Learning Charter	6. Owing our Learning Charter ★	I understand how democracy and having a voice benefits the school community and know how to participate in this	I understand why our school community benefits from a Learning Charter and can help others to follow it	Jigsaw Charter, Jigsaw Chime, 'Calm Me' script, recording equipment (optional), scenario cards, flipchart and pens, Jigsaw song 'Together as One', Learning Charter, Jigsaw Jez, certificates, My Jigsaw Journey, Jigsaw Journals, Jigsaw Jerrie Cat.



# Year 5 – Celebrating differences

## Puzzle Outcome

Help me fit together the six pieces of learning about Celebrating Difference to create the Hall of Fame display  
(Puzzle Outcome: Culture display - Pieces 5&6)

Weekly Celebration	Pieces	PSHE learning intention	Social and emotional development learning intention	Resources
Accept that everyone is different	1. Different cultures	I understand that cultural differences sometimes cause conflict	I am aware of my own culture	Jigsaw Chime, 'Calm Me' script, Culture wheel template, Jigsaw Journals, Culture PowerPoint pictures, Timer, Scenario cards, My Jigsaw Journey, Jigsaw Jerrie Cat.
Include others when working and playing	2. Racism	I understand what racism is	I am aware of my attitude towards people from different races	Jigsaw Chime, 'Calm Me' script, Abdul and Atira picture, Abdul and Atira fact cards, Ribbon template, Jigsaw Journals, My Jigsaw Journey, Jigsaw Jerrie Cat.
Know how to help if someone is being bullied	3. Rumours and Name-calling	I understand how rumour-spreading and name-calling can be bullying behaviours	I can tell you a range of strategies for managing my feelings in bullying situations and for problem-solving when I'm part of one	Jigsaw Chime, 'Calm Me' script, Jigsaw Jez, PowerPoint scenario picture: Carol, Different coloured post-its (2 colours), Example Snakes and Ladders game, A3 board game grids, Scenario strip templates, Snake and ladder templates, Glue sticks, Sources of support (sourced by teacher), Jigsaw Journals, My Jigsaw Journey, Jigsaw Jerrie Cat.
Try to solve problems	4. Types of Bullying	I can explain the difference between direct and indirect types of bullying	I know some ways to encourage children who use bullying behaviours to make other choices and know how to support children who are being bullied	Jigsaw Chime, 'Calm me' script, Jigsaw Jez, Snake and ladder board game from Piece 3, Dice and counters, Snake and ladder templates, Different coloured post-its (2 colours), Glue sticks, Jigsaw Journals, My Jigsaw Journey, Jigsaw Jerrie Cat.
Try to use kind words	5. Does Money Matter? Puzzle outcome: Culture displays	I can compare my life with people in the developing world	I can appreciate the value of happiness regardless of material wealth	Jigsaw Jez, Jigsaw Chime, 'Calm Me' script, Happiness continuum cards- one set per group, Jigsaw Journals, BBC Learning Clip 13599 Fact sheets, My Jigsaw Journey, Jigsaw Jerrie Cat.
Know how to give and receive compliments	6. Celebrating Difference across the world ★ Assessment Opportunity	I can understand a different culture from my own	I respect my own and other people's cultures	Jigsaw Chime, Jigsaw Jez, 'Calm Me' script, Culture wheel templates, Flip chart paper/chunky pens, Children's own culture wheels (produced earlier in the unit (Puzzle)), Fact sheet 2 (from previous lesson), My Jigsaw Journey, Jigsaw Journals, Certificates, Jigsaw Jerrie Cat.

# Year 5 – Dreams and goals

## Puzzle Outcome

Help me fit together the six pieces of learning about my dreams and goals to create Our Garden of Dreams and Goals

Pieces 5-6: Charity fundraising

Weekly Celebration	Pieces	PSHE learning intention	Social and emotional development learning intention	Resources
Stay motivated when doing something challenging	1. When I Grow Up (My Dream Lifestyle)	I understand that I will need money to help me achieve some of my dreams	I can identify what I would like my life to be like when I am grown up	Jigsaw Chime, 'Calm Me' script, Jigsaw Jez, Jigsaw Journals, PowerPoint – adult life/ jobs, and professions, Dream cloud template, My Jigsaw Journey, Jigsaw Jerrie Cat.
Keep trying even when it is difficult	2. Investigate Jobs and Careers	I know about a range of jobs carried out by people I know and have explored how much people earn in different jobs	I appreciate the contributions made by people in different jobs	Jigsaw Chime, 'Calm Me' script, Job charades cards, Jigsaw Jez, Jobs and Salaries cards, Jigsaw Journals, My Jigsaw Journey, Jigsaw Jerrie Cat.
Work well with a partner or in a group	3. My Dream Job. Why I want it and the steps to get there	I can identify a job I would like to do when I grow up and understand what motivates me and what I need to do to achieve it	I appreciate the opportunities that learning and education are giving me and understand how this will help me to build my future	Job cards (Charades cards from Piece 2), Jigsaw Jez, Jigsaw Chime, 'Calm Me' script, Internet/library books, My Ideal Job resource sheet, Jigsaw Journals, My Jigsaw Journey, Jigsaw Jerrie Cat.
Have a positive attitude	4. Dreams and Goals of Young People in Other Cultures	I can describe the dreams and goals of young people in a culture different to mine	I can reflect on how these relate to my own	Jigsaw Chime, 'Calm Me' script, Jigsaw Jez, Child pictures, Mary factsheet, Video clip (optional), Dream spiral template, Jigsaw Journals, My Jigsaw Journey, Jigsaw Jerrie Cat.
Help others to achieve their goals	5. How Can We Support Each Other? Puzzle Outcome: Charity fundraising	I understand that communicating with someone in a different culture means we can learn from each other and I can identify a range of ways that we could support each other	I appreciate the similarities and differences in aspirations between myself and young people in a different culture	Jigsaw Chime, 'Calm Me' script, Bag of items Optional: Teacher-sourced video clip, Jigsaw Jez, Project planning sheet, Jigsaw Journals, My Jigsaw Journey, Jigsaw Jerrie Cat.
Are working hard to achieve their own dreams and goals	6. Rallying Support Assessment Opportunity ★	I can encourage my peers to support young people here and abroad to meet their aspirations, and suggest ways we might do this, e.g. through sponsorship	I understand why I am motivated to make a positive contribution to supporting others	Jigsaw Chime, 'Calm Me' script, Jigsaw Jez, Jigsaw Journals, Jigsaw Song: 'For Me', My Jigsaw Journey, Certificates, Jigsaw Jerrie Cat.

# Year 5 – Healthy Me

## Puzzle Outcome

Help me fit together the six pieces of learning about Healthy Me to create 'The Happy, Healthy Me Recipe Book'

Piece 5: Healthy Body Image

Weekly Celebration	Pieces	PSHE learning intention	Social and emotional development learning intention	Resources
Have made a healthy choice	1. Smoking	I know the health risks of smoking and can tell you how tobacco affects the lungs, liver and heart.	I can make an informed decision about whether or not I choose to smoke and know how to resist pressure	Jigsaw Chime, 'Calm Me' script, Jigsaw Jez, Smoking quiz sheets and answers Image of the Tobacco Industry's Poster Child, (Teacher to source- can be easily found from the internet), Optional: Teacher sourced images from the media e.g. celebrities who smoke , Optional: Children's access to the internet, Jigsaw Journals, My Jigsaw Journey, Jigsaw Jerrie Cat.
Have eaten a healthy, balanced diet	2. Alcohol	I know some of the risks with misusing alcohol, including anti-social behaviour, and how it affects the liver and heart	I can make an informed decision about whether or not I choose to drink alcohol and know how to resist pressure	Jigsaw Chime, 'Calm Me' script, Alcohol puzzle pieces, PowerPoint slide: Anti-social behaviour definition, Gregg and Lottie's story, Jigsaw Journal, My Jigsaw Journey, Jigsaw Jez, Jigsaw Jerrie Cat.
Have been physically active	3. Emergency Aid	I know and can put into practice basic emergency aid procedures (including recovery position) and know how to get help in emergency situations	I know how to keep myself calm in emergencies	Jigsaw Chime, 'Calm Me' script, Recovery position PowerPoint, Optional: Teacher could source an appropriate video from the internet that shows the stage of the recovery position, Storyboard template, Emergency situation cards, Jigsaw Journal, My Jigsaw Journey, Jigsaw Jez, Jigsaw Jerrie Cat.
Have tried to keep themselves and others safe	4. Body Image	I understand how the media, social media and celebrity culture promotes certain body types	I can reflect on my own body image and know how important it is that this is positive and I accept and respect myself for who I am	Jigsaw Chime, 'Calm Me' script, PowerPoint slide: Body image definition, Teacher to source 'Photo-shopped images of celebrities; before and after). Easily obtained online. Ensure male and female pictures are included., Message game cards, Timer, Top Tips PowerPoint slide, My Jigsaw Journey, Jigsaw Journals, Jigsaw Jez, Jigsaw Jerrie Cat.
Know how to be a good friend and enjoy healthy friendships	5. My Relationship with Food Puzzle Outcome : Healthy Body Image	I can describe the different roles food can play in people's lives and can explain how people can develop eating problems (disorders) relating to body image pressures	I respect and value my body	Jigsaw Chime, 'Calm Me' script, 'Food is...' sorting cards, Teacher to source a range of food adverts e.g. from online sources or from magazines, White card, Jigsaw Journals, My Jigsaw Journey, Jigsaw Jez, Jigsaw Jerrie Cat.
Know how to keep calm and deal with difficult situations	6. Healthy Me Assessment Opportunity ★	I know what makes a healthy lifestyle including healthy eating and the choices I need to make to be healthy and happy	I am motivated to keep myself healthy and happy	Jigsaw Chime, 'Calm Me' script, Jigsaw Jez, Debate cards (if being used), Jigsaw Journals, My Jigsaw Journey, Certificate, Jigsaw Jez, Jigsaw Jerrie Cat.

# Year 5 – Relationships

## Puzzle Outcome

Help me fit together the six pieces of learning about Relationships to create 'Our Relationship Fiesta'  
Piece 6: Internet Safety Poster

Weekly Celebration	Pieces	PSHE learning intention	Social and emotional development learning intention	Resources
Know how to make friends	1. Recognising Me	I have an accurate picture of who I am as a person in terms of my characteristics and personal qualities	I know how to keep building my own self-esteem	Jigsaw Jez, Jigsaw Chime, 'Calm Me' script, Mini- whiteboards and pens or paper and pens, Paper and pens, Jigsaw Journals, My Jigsaw Journey, Jigsaw Jerrie Cat.
Try to solve friendship problems when they occur	2. Safety with Online Communities	I understand that belonging to an online community can have positive and negative consequences	I can recognise when an online community feels unsafe or uncomfortable	Jigsaw Jez, Jigsaw Chime, 'Calm Me' script, Labels for the online safety game (Safe, Unsafe, I'm not sure), Jigsaw Journals, My Jigsaw Journey, Jigsaw Jerrie Cat.
Help others to feel part of a group	3. Being in an Online Community	I understand there are rights and responsibilities in an online community or social network	I can recognise when an online community is helpful or unhelpful to me	Jigsaw Jez, Jigsaw Chime, 'Calm Me' script, PowerPoint slide: Different online communities Flipchart and pens, Jigsaw Journals, My Jigsaw Journey, Jigsaw Jerrie Cat.
Show respect in how they treat others	4. Online Gaming	I know there are rights and responsibilities when playing a game online	I can recognise when an online game is becoming unhelpful or unsafe	Jigsaw Jez, Jigsaw Chime, 'Calm Me' script, PowerPoint slide 'How many gamers?', PowerPoint slide 'Mia's story', Game cards, Jigsaw Journals, My Jigsaw Journey, Jigsaw Jerrie Cat.
Know how to help themselves and others when they feel upset or hurt	5. My Relationship with Technology: screen time	I can recognise when I am spending too much time using devices (screen time)	I can identify things I can do to reduce screen time, so my health isn't affected	Jigsaw Jez, Jigsaw Chime, 'Calm Me' script Mini whiteboards and pens/or paper and pens, Countdown timer (can be easily sourced online), PowerPoint slide: Mason's story, PowerPoint slide: 'Are you having too much screen time?', Screen time solutions resource, Screen time log (optional), Jigsaw Journals, My Jigsaw Journey, Jigsaw Jerrie Cat.
Know and show what makes a good relationship	6. Relationships and Technology Assessment Opportunity ★ Puzzle outcome: Internet Safety Poster (staying safe and happy online)	I can explain how to stay safe when using technology to communicate with my friends	I can recognise and resist pressures to use technology in ways that may be risky or may cause harm to myself or others	Jigsaw Jez, Jigsaw Chime, 'Calm Me' script, PowerPoint of text messages, PowerPoint slide of 'Clare', PowerPoint slide 'Staying Safe and happy online', Paper and pens for poster designs, Jigsaw Journals, My Jigsaw Journey, Certificates, Jigsaw Jerrie Cat.



# Year 5 – Changing me

## Puzzle Outcome

Help me fit together the six pieces of learning about Changing Me to create the Tree of Change display

Piece 5: Change Cards

Weekly Celebration	Pieces	PSHE learning intention	Social and emotional development learning intention	Resources
Understand that everyone is unique and special	1. Self and Body Image	I am aware of my own self-image and how my body image fits into that	I know how to develop my own self esteem	Jigsaw Chime, 'Calm Me' script, Jigsaw Jez, Self-image cards, Emoji face classroom labels, Airbrushed images (teacher sourced), PowerPoint slide 'Self-image prompts', Frame card template, Jigsaw Journals, My Jigsaw Journey, Jigsaw Jerrie Cat.
Can express how they feel when change happens	2. Puberty for Girls	I can explain how a girl's body changes during puberty and understand the importance of looking after yourself physically and emotionally	I understand that puberty is a natural process that happens to everybody and that it will be ok for me	Jigsaw Chime, 'Calm Me' script, Jigsaw Jez, PowerPoint slides of male and female bodies, Animation: The Female Reproductive System, Menstruation Card Match, A range of sanitary products, The Great Growing Up Adventure resource sheet, A set of Menstruation Worries cards If available: some examples of published information leaflets about puberty, Jigsaw Jez's Private Post Box (teacher to make), Jigsaw Journals, My Jigsaw Journey, Jigsaw Jerrie Cat.
Understand and respect the changes that they see in themselves	3. Puberty for boys	I can describe how boys' and girls' bodies change during puberty	I can express how I feel about the changes that will happen to me during puberty	Tennis ball, Jigsaw Chime, 'Calm Me' script, Puberty: Points of View statements, Agree and Disagree labels, Animation: The Male Reproductive System, PowerPoint slide: Male organs, Boys 'n' Puberty Quiz - either single sheets or cut up into sets of cards, Materials as necessary to produce a colourful information leaflet or PowerPoint presentation, If available: some examples of published information leaflets about puberty, Jigsaw Jez's post box, My Jigsaw Journey, Jigsaw Jez, Jigsaw Jerrie Cat.
Understand and respect the changes that they see in other people	4. Conception	I understand that sexual intercourse can lead to conception and that is how babies are usually made  I also understand that sometimes people need IVF to help them have a baby	I appreciate how amazing it is that human bodies can reproduce in these ways	Relationships Cards, Jigsaw Chime, 'Calm Me' script, Jigsaw Jez, Animations: The Female Reproductive System and The Male Reproductive System, Having A Baby, Diamond 9 cards, PowerPoint slides: A Baby in the Womb, The Truth About Conception and Pregnancy card sort – statements, true/false cards, explanation cards, Jigsaw Journals, My Jigsaw Journey, Jigsaw Jez's post box, Jigsaw Jerrie Cat.
Know who to ask for help if they are worried about change	5. Looking Ahead 1 Puzzle Outcome: Change Cards	I can identify what I am looking forward to about becoming a teenager and understand this brings growing responsibilities (age of consent)	I am confident that I can cope with the changes that growing up will bring	Jigsaw Song sheet: 'A New Day', Jigsaw Chime, 'Calm Me' script, Jigsaw Jez, Selection of pages from teen magazines, Flip chart paper, Paper or card for card designs, Jigsaw Journals, My Jigsaw Journey, Jigsaw Jerrie Cat.
Are looking forward to change	6. Looking Ahead 2	I can identify what I am looking forward to when I move to my next class.	I can start to think about changes I will make next year and know how to go about this.	Jigsaw Chime, 'Calm Me' script, Jigsaw Jez, Spinning top template, Circle of Change template, Jigsaw Journals, My Jigsaw Journey, Certificates, Jigsaw Jerrie Cat.



# Year 6 – Being me in my world

## Puzzle Outcome

The whole-school Learning Charter is the Puzzle Outcome for this Puzzle.

Weekly Celebration	Piece	PSHE learning intention	Social and emotional development learning intention	Resources
Help others to feel welcome	1. My Year Ahead	I can identify my goals for this year, understand my fears and worries about the future and know how to express them  I know how to use my Jigsaw Journal	I feel welcome and valued and know how to make others feel the same	Jigsaw Charter, Jigsaw Chime, 'Calm Me' script, Meet and Greet Bingo sheets, Slide of J.K Rowling Optional: Teacher to source photo of J.K. Rowling from online, Spiral and flag templates, Jigsaw Jem, My Jigsaw Journey, Jigsaw Journals, Jigsaw Jerrie Cat.
Try to make our school community a better place	2. Being a Global Citizen 1	I know that there are universal rights for all children but for many children these rights are not met	I understand my own wants and needs and can compare these with children in different communities	Jigsaw Charter, Jigsaw Chime, 'Calm Me' script, PowerPoint slide - 5 questions, PowerPoint on cocoa production in Ghana, chocolate/sweets as prizes, My Jigsaw Journey, Jigsaw Journals, Jigsaw Jem, Jigsaw Jerrie Cat.
Think about everyone's right to learn	3. Being a Global Citizen 2	I understand that my actions affect other people locally and globally	I understand my own wants and needs and can compare these with children in different communities	Jigsaw Charter, Jigsaw Chime, 'Calm Me' script, Jigsaw Jem, strips of paper (one for each child), Maslow triangle PowerPoint and templates, My Jigsaw Journey, Jigsaw Journals, Jigsaw Jerrie Cat.
Care about other people's feelings	4. The Learning Charter	I can make choices about my own behaviour because I understand how rewards and consequences feel and I understand how these relate to my rights and responsibilities	I understand that my actions affect myself and others; I care about other people's feelings and try to empathise with them	Jigsaw Charter, Jigsaw Chime, 'Calm Me' script, treasure box with rattly treasure, example completed Learning Charter, Learning Charter template, My Jigsaw Journey, Jigsaw Journals, Jigsaw Jerrie Cat, Jigsaw Jem.
Work well with others	5. Our Learning Charter	I understand how an individual's behaviour can impact on a group	I can contribute to the group and understand how we can function best as a whole	Jigsaw Charter, Jigsaw Chime, 'Calm Me' script, anti-social behaviour scenario, role-play cards, Corner school learning charter, My Jigsaw Journey, Jigsaw Journals, Jigsaw Jem, Jigsaw Jerrie Cat.
Choose to follow the Learning Charter	6. Owning our Learning Charter ★	I understand how democracy and having a voice benefits the school community	I understand why our school community benefits from a Learning Charter and how I can help others to follow it by modelling it myself	Jigsaw Charter, Jigsaw Chime, 'Calm Me' script, Jigsaw Jem, Learning Charter, My Jigsaw Journey, certificates, Jigsaw Journals, Jigsaw Jerrie Cat.

# Year 6 – Celebrating differences

## Puzzle Outcome

Help me fit together the six pieces of learning about Celebrating Difference to create the Hall of Fame display  
(Puzzle Outcome: Admiration Accolades - Piece 5)

Weekly Celebration	Pieces	PSHE learning intention	Social and emotional development learning intention	Resources
Accept that everyone is different	1. Am I Normal?	I understand there are different perceptions about what normal means	I can empathise with people who are different	Jigsaw Chime, 'Calm Me' script, Quiz sheets, Jigsaw Jem, Jigsaw Journals, My Jigsaw Journey, Jigsaw Jerrie Cat.
Include others when working and playing	2. Understanding Difference	I understand how being different could affect someone's life	I am aware of my attitude towards people who are different	Jigsaw Chime, 'Calm Me' script, Life story of Robert/Roberta Cowell, Community pictures, Jigsaw Jem, A3 paper or sugar paper, photos of other trans people, Jigsaw Journals, My Jigsaw Journey, Jigsaw Jerrie Cat.
Know how to help if someone is being bullied	3. Power Struggles	I can explain some of the ways in which one person or a group can have power over another	I know how it can feel to be excluded or treated badly by being different in some way	Jigsaw Chime, 'Calm Me' script, Teacher to source bullying support information, Jigsaw Song: 'There's a Place' Power scenario resource sheet, Jigsaw Journals, My Jigsaw Journey, Jigsaw Jerrie Cat.
Try to solve problems	4. Why Bully	I know some of the reasons why people use bullying behaviours	I can tell you a range of strategies for managing my feelings in bullying situations and for problem-solving when I'm part of one	Jigsaw Chime, 'Calm me' script, Jigsaw Jem, Bullying PowerPoint, Scenario cards, Jigsaw Journals, My Jigsaw Journey, Jigsaw Jerrie Cat.
Try to use kind words	5. Celebrating Difference Puzzle Outcome: Admiration Accolades	I can give examples of people with disabilities who lead amazing lives	I appreciate people for who they are	Jigsaw Chime, 'Calm Me' script, Ball, Jigsaw Jem, PowerPoint slide of Paralympians, YouTube clip - Paralympians, Jigsaw Journals, My Jigsaw Journey, Jigsaw Jerrie Cat.
Know how to give and receive compliments	6. Celebrating Difference ★ Assessment Opportunity	I can explain ways in which difference can be a source of conflict and a cause for celebration	I can show empathy with people in either situation	Jigsaw Chime, 'Calm Me' script, Jigsaw Jem, PowerPoint slide: pictures of conflict/celebration, Peer assessment sheet, Draw cards (two alternative sets to choose from), Jigsaw Journals, My Jigsaw Journey, Certificates, Jigsaw Jerrie Cat.

# Year 6 – Dreams and goals

## Puzzle Outcome

Help me fit together the six pieces of learning about my dreams and goals to create Our Garden of Dreams and Goals  
(Pieces 3-5: Flags/Fundraising events)

Weekly Celebration	Pieces	PSHE learning intention	Social and emotional development learning intention	Resources
Stay motivated when doing something challenging	1. Personal Learning Goals	I know my learning strengths and can set challenging but realistic goals for myself (e.g. one in-school goal and one out-of-school goal)	I understand why it is important to stretch the boundaries of my current learning	Jigsaw Chime, 'Calm Me' script, Strength cards, Jigsaw Jem, Goal cards template, Jigsaw Journals, My Jigsaw Journey, Jigsaw Jerrie Cat.
Keep trying even when it is difficult	2. Steps to Success	I can work out the learning steps I need to take to reach my goal and understand how to motivate myself to work on these	I can set success criteria so that I will know whether I have reached my goal	Jigsaw Chime, 'Calm Me' script, Jigsaw Song: 'For Me', PowerPoint slides: totem poles, Totem pole goal-setting template, Jigsaw Journals, My Jigsaw Journey, Jigsaw Jem, Jigsaw Jerrie Cat.
Work well with a partner or in a group	3. My Dream For the World Puzzle outcome: Flags/ bunting	I can identify problems in the world that concern me and talk to other people about them	I recognise the emotions I experience when I consider people in the world who are suffering or living in difficult situations	Jigsaw Jem, Jigsaw Chime, 'Calm Me' script, Global issue photo cards, World Map, Jigsaw Journals, Coloured triangular pieces of material and string, Global Issues Photo PowerPoint, My Jigsaw Journey, Jigsaw Jerrie Cat.
Have a positive attitude	4. Helping to Make a Difference Puzzle outcome: Fundraising event	I can work with other people to help make the world a better place	I can empathise with people who are suffering or who are living in difficult situations	Sponge ball, Timer, Jigsaw Chime, 'Calm Me' script, Global issue photo cards (from Piece/ lesson 3), Recommended: Video clips of TV charity events/ charity TV adverts (Teacher to source), Project plan sheet, Jigsaw Journals, Jigsaw Jem, My Jigsaw Journey, Jigsaw Jerrie Cat.
Help others to achieve their goals	5. Helping to Make a Difference	I can describe some ways in which I can work with other people to help make the world a better place	I can identify why I am motivated to do this	Sponge ball, Timer, Jigsaw Chime, 'Calm Me' script, Group Project plans from last piece/ lesson, Jigsaw Journals, Jigsaw Jem, My Jigsaw Journey, Jigsaw Jerrie Cat.
Are working hard to achieve their own dreams and goals	6. Recognising Our Achievements Assessment Opportunity ★	I know what some people in my class like or admire about me and can accept their praise	I can give praise and compliments to other people when I recognise their contributions and achievements	Jigsaw Jem, Jigsaw Chime, 'Calm Me' script, Post-it notes, Achievement card template, Jigsaw Journals, My Jigsaw Journey, Certificates, Jigsaw Jerrie Cat.

# Year 6 – Healthy Me

## Puzzle Outcome

Help me fit together the six pieces of learning about Healthy Me to create 'The Happy, Healthy Me Recipe Book'

Piece 6: Healthy Body, Healthy Mind

Weekly Celebration	Pieces	PSHE learning intention	Social and emotional development learning intention	Resources
Have made a healthy choice	1. Taking responsibility for my health and well-being	I can take responsibility for my health and make choices that benefit my health and well-being	I am motivated to care for my physical and emotional health	Jigsaw Chime, 'Calm Me' script, Guess what I am? PowerPoint, Taking responsibility role play cards, Jigsaw Journals, My Jigsaw Journey, Jigsaw Jem, Jigsaw Jerrie Cat.
Have eaten a healthy, balanced diet	2. Drugs	I know about different types of drugs and their uses and their effects on the body particularly the liver and heart	I am motivated to find ways to be happy and cope with life's situations without using drugs	Jigsaw Chime, 'Calm Me' script, PowerPoint slide : Drug definition, PowerPoint slide : Drug categories, Drug groups sorting resource, Teacher resource sheet (Information only), My Jigsaw Journey, Jigsaw Journal, Jigsaw Jem, Jigsaw Jerrie Cat.
Have been physically active	3. Exploitation	I understand that some people can be exploited and made to do things that are against the law	I can suggest ways that someone who is being exploited can help themselves	Jigsaw Chime, 'Calm Me' script, Ava and Kiran's story, Pens of two different colours (ideally red and green) enough for each group, Advice PowerPoint slide, Jigsaw Journals, My Jigsaw Journey, Jigsaw Jem, Jigsaw Jerrie Cat.
Have tried to keep themselves and others safe	4. Gangs	I know why some people join gangs and the risks this involves	I can suggest strategies someone could use to avoid being pressurised	Jigsaw Chime, 'Calm Me' script, Gang images PowerPoint, 'Gangs are...' game cards, Jigsaw Journals, My Jigsaw Journey, Jigsaw Jem, Jigsaw Jerrie Cat.
Know how to be a good friend and enjoy healthy friendships	5. Emotional and Mental Health	I understand what it means to be emotionally well and can explore people's attitudes towards mental health/illness	I know how to help myself feel emotionally healthy and can recognise when I need help with this	Jigsaw Chime, 'Calm Me' script, Jigsaw Jem, Emotional well PowerPoint slide, My emotional well template, Jigsaw Journals, My Jigsaw Journey, Jigsaw Jerrie Cat.
Know how to keep calm and deal with difficult situations	6. Managing Stress and Pressure Puzzle Outcome: Healthy Body, Healthy Mind Assessment Opportunity ★	I can recognise stress and the triggers that cause this and I understand how stress can cause drug and alcohol misuse.	I can use different strategies to manage stress and pressure	Jigsaw Chime, 'Calm Me' script, PowerPoint slides of adults under stress, Cube template (copied on to card), Glue, Jigsaw Journals, My Jigsaw Journey, Certificates, Jigsaw Jem, Jigsaw Jerrie Cat.

# Year 6 – Relationships

## Puzzle Outcome

Help me fit together the six pieces of learning about Relationships to create 'Our Relationship Fiesta'

Piece 6: Internet Safety Presentation

Weekly Celebration	Pieces	PSHE learning intention	Social and emotional development learning intention	Resources
Know how to make friends	1. What is Mental Health?	I know that it is important to take care of my mental health	I understand that people can get problems with their mental health and that it is nothing to be ashamed of	Jigsaw Chime, 'Calm Me' script, Post it notes or slips of paper, PowerPoint slide 'Mental health definition', PowerPoint slide of a set of scales, Optional: Set of balance scales, 'Situation cards', Jigsaw Jem, Jigsaw Journals, My Jigsaw Journey, Jigsaw Jerrie Cat.
Try to solve friendship problems when they occur	2. My Mental Health	I know how to take care of my mental health	I can help myself and others when worried about a mental health problem	Jigsaw Chime, 'Calm Me' script, Ball of string or wool, PowerPoint slide 'Thoughts, feelings, actions cycle' and handouts, Scenario cards, Jigsaw Journals, My Jigsaw Journey, Jigsaw Jem, Jigsaw Jerrie Cat.
Help others to feel part of a group	3. Love and Loss	I understand that there are different stages of grief and that there are different types of loss that cause people to grieve	I can recognise when I am feeling those emotions and have strategies to manage them	20 random objects on a tray, Jigsaw Chime, 'Calm Me' script, Loss or change cards, Post-its, PowerPoint - stages of grief, Optional: Jigsaw in Focus book: 'Can You Hear the Sea?' available to purchase inexpensively from the Jigsaw online store <a href="http://www.jigsawpshe.com/online-store">www.jigsawpshe.com/online-store</a> , Scenario cards, Jigsaw Journals, My Jigsaw Journey, Jigsaw Jem, Jigsaw Jerrie Cat.
Show respect in how they treat others	4. Power and Control	I can recognise when people are trying to gain power or control	I can demonstrate ways I could stand up for myself and my friends in situations where others are trying to gain power or control	Jigsaw Chime, 'Calm Me' script, Jigsaw Jem, PowerPoint slide 'Power and Control', Power and Control scenario cards, Jigsaw Journals, My Jigsaw Journey, Jigsaw Jerrie Cat.
Know how to help themselves and others when they feel upset or hurt	5. Being Online: Real or Fake? Safe or Unsafe?	I can judge whether something online is safe and helpful for me	I can resist pressure to do something online that might hurt myself or others	Jigsaw Chime, 'Calm Me' script, Jigsaw Jem, Calculators, SMARRT rules PowerPoint, 'Online scenario cards', Jigsaw Journals, My Jigsaw Journey, Jigsaw Jerrie Cat.
Know and show what makes a good relationship	6. Using Technology Responsibly Puzzle Outcome: Internet Safety Presentation Assessment Opportunity ★	I can use technology positively and safely to communicate with my friends and family	I can take responsibility for my own safety and well-being	Jigsaw Chime, 'Calm Me' script, Jigsaw Jem, PowerPoint slide SMARRT rules from last Piece (lesson), PowerPoint slide of confused adult, PowerPoint slides of outdated technology, Planning sheets for Internet safety PowerPoint presentation, Jigsaw Journals, My Jigsaw Journey, Certificates, Jigsaw Jerrie Cat.









# Year 6 – Changing me

## Puzzle Outcome







Help me fit together the six pieces of learning about Changing Me to create the Tree of Change display  
Piece 6: T-shirts

Weekly Celebration	Pieces	PSHE learning intention	Social and emotional development learning intention	Resources
Understand that everyone is unique and special	1. My Self Image	I am aware of my own self-image and how my body image fits into that	I know how to develop my own self esteem	Classroom labels (letter A- D), 'Time and Money' PowerPoint slides, Facts About Fashion PowerPoint slide, Jigsaw Chime, 'Calm me' script, Flip chart and pens, Unhelpful/helpful resource, Jigsaw Journals, My Jigsaw Journey, Jigsaw Jerrie Cat.
Can express how they feel when change happens	2. Puberty	I can explain how girls' and boys' bodies change during puberty and understand the importance of looking after yourself physically and emotionally	I can express how I feel about the changes that will happen to me during puberty	Growing-Up Bingo cards, Jigsaw Chime, 'Calm Me' script, Puberty Flashcards, PowerPoint slides of male and female organs, PowerPoint slides: female and male body changes, Animation: Female and Male Reproductive Systems, Puberty Truth or Myth cards, enough for each working group to have one complete set, Boy worries / Girl worries cards, Teacher notes page (Boy/Girl worries), Advice on personal hygiene for teens (can be from leaflets or sourced online by the TEACHER for appropriateness)., Blank paper, Jigsaw Jem's Private Post Box, Jigsaw Journals, My Jigsaw Journey, Jigsaw Jerrie Cat.
Understand and respect the changes that they see in themselves	3. Babies: Conception to Birth Assessment Opportunity ★	I can describe how a baby develops from conception through the nine months of pregnancy, and how it is born	I can recognise how I feel when I reflect on the development and birth of a baby	Tennis ball, Jigsaw Chime, 'Calm Me' script, Jigsaw Jem, PowerPoint slides of a baby developing in the womb, A set of 'Baby Can...' cards, cut up and shuffled, Animations: Female and Male Reproductive Systems, From Conception to Birth resource sheet, Conception to Birth card sort template, Jigsaw Journals, My Jigsaw Journey, Jigsaw Jerrie Cat.
Understand and respect the changes that they see in other people	4. Boyfriends and Girlfriends	I understand how being physically attracted to someone changes the nature of the relationship and what that might mean about having a girlfriend/boyfriend	I understand that respect for one another is essential in a boyfriend/girlfriend relationship, and that I should not feel pressured into doing something I don't want to	Jigsaw Chime, 'Calm Me' script, Jigsaw Jem, Should I/ Shouldn't I? resource, Diamond 9 Cards, Jigsaw Journals, My Jigsaw Journey, Jigsaw Jerrie Cat.
Know who to ask for help if they are worried about change	5. Real self and ideal self	I am aware of the importance of a positive self-esteem and what I can do to develop it	I can express how I feel about my self-image and know how to challenge negative 'body-talk'	Jigsaw Chime, 'Calm me' script, Cosmetic items: a tube of toothpaste, a hair product for men, an item of make-up, PowerPoint slides 'Ideal bodies', 'Real' self/ideal' self templates – 2 copies per child, Different coloured pens, Jigsaw Journals, My Jigsaw Journey, Jigsaw Jem, Jigsaw Jerrie Cat.
Are looking forward to change	6. The Year Ahead	I can identify what I am looking forward to and what worries me about the transition to secondary school /or moving to my next class.	I know how to prepare myself emotionally for the changes next year.	Jigsaw Jem, Jigsaw Chime, 'Calm Me' script, PowerPoint slide - Bungee run, Paper and pens, Optional: Blank T-shirts, Optional: Fabric pens, Jigsaw Journals, My Jigsaw Journey, Certificates, Jigsaw Jerrie Cat.







# KS1 Assembly Content

	Autumn Term		Spring Term		Summer Term	
	Autumn 1	Autumn 2	Spring 1	Spring 2	Summer 1	Summer 2
Jigsaw	Title: Being Me in My World - Song: Together As One	Title: Celebrating Difference - Song: There's a Place	Title: Dreams and Goals - Song: For Me	Title: Healthy Me - Song: Make a Good Decision	Title: Relationships - Song: Relationships	Title: Changing Me - Song: A New Day
	Values and choices	Developing the self	Inspirational individuals	Health and safety	Interacting with others	British values
KS1	<b>Bugle Values</b> 	<b>Good to be me</b> 	<b>Explorers and pioneers</b> 	<b>Healthy Lifestyles</b> 	<b>Friendship</b> 	<b>British Values</b> 
Suggested Content	<p>To be:</p> <p>Inquisitive</p> <p>Resilient</p> <p>Respectful</p> <p>Active</p> <p>E-Safety</p>	<p>Personal Strength</p> <p>Being proud</p> <p>Celebrating achievement</p> <p>Working hard</p> <p>Setting goals</p> <p>E - Safety</p>	<p>Christopher Columbus</p> <p>Neil Armstrong</p> <p>Edmund Hillary</p> <p>Ellen Macarthur</p> <p>Tim Peake</p> <p>E - Safety</p>	<p>Healthy food</p> <p>Exercise</p> <p>Sugar</p> <p>Strangers</p> <p>Road safety</p> <p>People who help us</p> <p>E-safety</p>	<p>What makes a good friend?</p> <p>Showing kindness</p> <p>Helping others</p> <p>Managing positive and negative feelings</p> <p>How our actions affect others</p> <p>Respecting differences</p> <p>E-safety</p>	<p>Democracy</p> <p>Rule of law</p> <p>Religious respect</p> <p>Tolerance</p> <p>Charity</p> <p>E-safety</p>

# LKS2 Assembly Content

	Autumn Term		Spring Term		Summer Term	
	Autumn 1	Autumn 2	Spring 1	Spring 2	Summer 1	Summer 2
Jigsaw	Title: Being Me in My World - Song: Together As One	Title: Celebrating Difference - Song: There's a Place	Title: Dreams and Goals - Song: For Me	Title: Healthy Me - Song: Make a Good Decision	Title: Relationships - Song: Relationships	Title: Changing Me - Song: A New Day
	Values and choices	Developing the self	Inspirational individuals	Health and safety	Interacting with others	British values
LKS2	Bugle Values in and out of school 	Going for goals 	Inventors and Scientists 	Staying safe 	Relationships 	Democracy 
Suggested Content	To be: Inquisitive Resilient Respectful Active Caring Dedicated Aspirational E-Safety	Aspiration VS Inspiration Strengths and weaknesses Looking for support Practice, practice, practice Becoming an expert E-safety	Marie Curie Rosalind Franklin James Dyson Leonardo Da Vinci Louis Braille Thomas Edison Alexander Flemming Steve Jobs E-Safety	E-safety Who to talk to Personal wellbeing Keeping others safe Emergency services Rules E-safety	What makes a good friend? Different types of relationships Family interactions Being a team player Selfishness Bullying E-safety	Human Rights The Houses of Parliament What is an election? Does everyone live in a democratic country? Campaigns for democracy E-safety

# UKS2 Assembly Content

	Autumn Term		Spring Term		Summer Term	
	Autumn 1	Autumn 2	Spring 1	Spring 2	Summer 1	Summer 2
Jigsaw	Title: Being Me in My World - Song: Together As One	Title: Celebrating Difference - Song: There's a Place	Title: Dreams and Goals - Song: For Me	Title: Healthy Me - Song: Make a Good Decision	Title: Relationships - Song: Relationships	Title: Changing Me - Song: A New Day
	Values and choices	Developing the self	Inspirational individuals	Health and safety	Interacting with others	British values
UKS2	Role models to others - New Beginnings 	Careers 	Pioneers for justice 	Making safe choices 	Getting on and falling out 	Respect and tolerance 
Suggested Content	Aspirations University Learning from mistakes Making the right choices The feelings of others E-safety	Targets Qualifications Managing transitions University Opportunities for learning Volunteer work E-safety	Martin Luther King Nelson Mandela Mahatma Gandhi Harriet Tubman Emeline Pankhurst Dalai Lama Harvey Milk E-safety	Exercise Healthy lifestyles E-safety and online communication Eating well Positive outlook Strangers E-safety	Positive mental health Bullying Peer pressure Child Line Social Media Family dynamics E-safety	Respect Respect outside of school Tolerance Dealing with people you may not like Debating not arguing Religious freedoms Cultural appreciation E-safety